

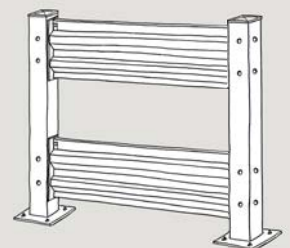


CoganGuardrails

Install a Cogan heavy-duty guardrail system and create a protective shield between your workers and your equipment. It's the trouble-free solution to your peace of mind. Built from the best quality materials, our guardrails are strong, adaptable and—when properly installed—engineered to withstand a 10,000-lb impact at 4 mph.

Count on our guardrails to direct traffic in your warehouse and increase safety, efficiency and productivity. 24/7 protection where you need it, when you need it—all part of our lifetime structural warranty.

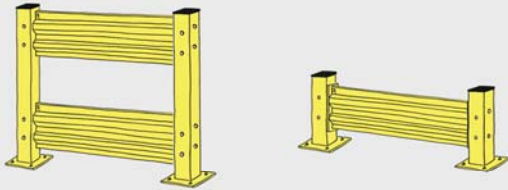
Heavy Duty Guardrails



For more product details go to
cogan.com

CoganGuardrails

① HEAVY DUTY GUARDRAILS



Ⓐ STANDARD LENGTH RAILS

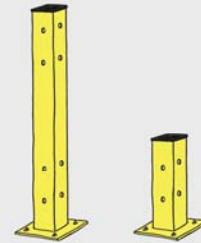
Qty	<input type="checkbox"/>	2' (19" exact rail length)	Code#	GR2
	<input type="checkbox"/>	3' (31" exact rail length)		GR3
	<input type="checkbox"/>	4' (43" exact rail length)		GR4
	<input type="checkbox"/>	5' (55" exact rail length)		GR5
	<input type="checkbox"/>	6' (67" exact rail length)		GR6
	<input type="checkbox"/>	7' (79" exact rail length)		GR7
	<input type="checkbox"/>	8' (91" exact rail length)		GR8
	<input type="checkbox"/>	9' (103" exact rail length)		GR9
	<input type="checkbox"/>	10' (115" exact rail length)		GR10

Ⓑ CUSTOM LENGTH RAILS

Qty	<input type="checkbox"/>	0' - 2'	Code#	GLS0
	<input type="checkbox"/>	2' - 3'		GLS2
	<input type="checkbox"/>	3' - 4'		GLS3
	<input type="checkbox"/>	4' - 5'		GLS4
	<input type="checkbox"/>	5' - 6'		GLS5
	<input type="checkbox"/>	6' - 7'		GLS6
	<input type="checkbox"/>	7' - 8'		GLS7
	<input type="checkbox"/>	8' - 9'		GLS8
	<input type="checkbox"/>	9' - 10'		GLS9

Ⓒ LIFT-OUT BRACKETS

Qty	<input type="checkbox"/>	Pair (2 per rail)	Code#	GL1
	<input type="checkbox"/>	Individual (left)		GL2L
	<input type="checkbox"/>	Individual (right)		GL2R




Ⓓ POSTS (5" x 5" WELDED TO 10" x 10" BASE PLATE)

Qty	<input type="checkbox"/>	44" H (centered base plate)	Code#	GPDC
	<input type="checkbox"/>	44" H (offset base plate)		GPDO
	<input type="checkbox"/>	17" H (centered base plate)		GPSC
	<input type="checkbox"/>	17" H (offset base plate)		GPSO
	<input type="checkbox"/>	Floor anchor $\phi 5/8"$ x 4 1/2"		GFA5

Ⓔ CUSTOM POSTS (5" x 5" WELDED TO 10" x 10" BASE PLATE)

Qty	<input type="checkbox"/>	12"-24" H	Code#	GPS12
	<input type="checkbox"/>	24"-36" H		GPS24
	<input type="checkbox"/>	36"-48" H		GPS36
	<input type="checkbox"/>	48"-60" H		GPS48
	<input type="checkbox"/>	Floor anchor $\phi 5/8"$ x 4 1/2"		GFA5

② FINISH (POWDER COATED)

Standard security yellow 

(For security purpose, guardrails are only available in security yellow)

