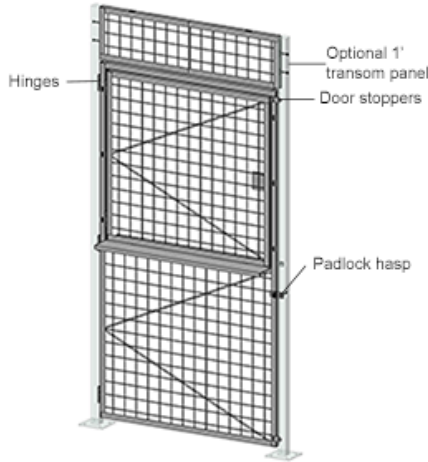


**EXAMPLE:**

Typical 3'W x 7'H (+ 1' transom panel) Dutch gate shown here.

Panel configuration and quantity will vary based on gate dimensions.

Assembly instructions are specific to the size and material of your gate. See Installation Manual for complete details.



**DUTCH GATE**

**Description**

Cogan's Dutch gate is designed to act as both a swing gate and a service counter. Open the top and bottom portions for full-access or open only the top portion to create a service wicket. Installs in two orientations. Padlock hasp and hinges as well as a spring latch are included. Additional lock options are also available. Doors are made of 2" x 2" x 10 GA welded wire mesh framed in 1 1/4" x 1 1/4" x 12GA structural angle with two welded 1/2" Ø reinforcement rods from center to the corner.

**PRODUCT INFORMATION**

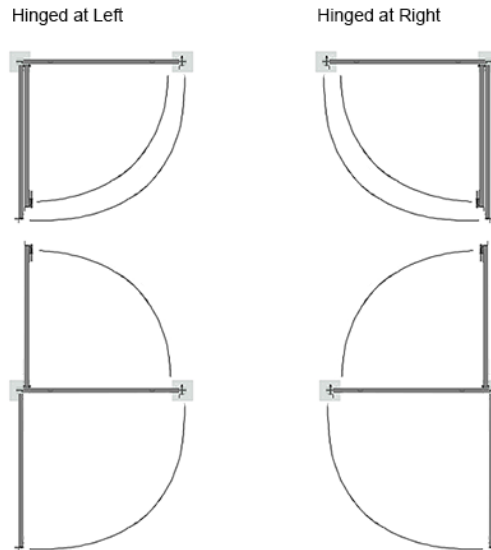
**Specifications**

Door Heights	7' and 7' with 1' Transom
Type of Door	Service Wicket Gate
Door Stop	Installed on the door with the spring lock
Finish	Powder-coated
Mesh Size	2" x 2" x 10GA
Materials Mesh	Steel Wire
Frame Material	Structural Angle 1 1/4" x 1 1/4" x 12GA
Type of Closure	Padlock Hasp, Spring Lock
Stiffening profile	1/2" Ø Reinforcement rod

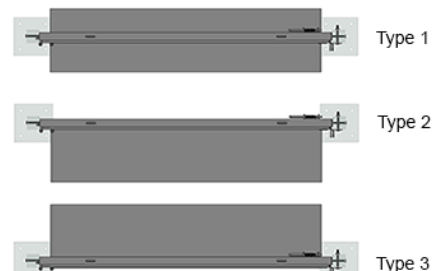


Cogan Grey

**ORIENTATION OF GATE OPENING**

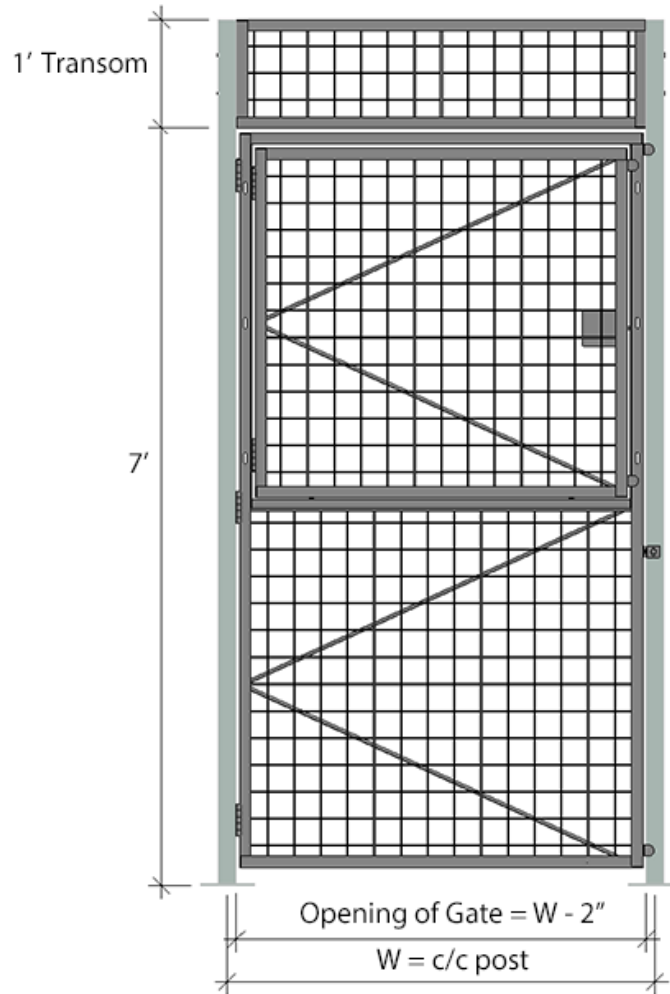


**Shelf Options**



## SIZES

Please consult the table below for a complete list of dimensions.



H \ W	W		
	3'-0"	3'-6"	4'-0"
7'-0"	✓	✓	✓
7'-0" + 1' transom	✓	✓	✓

✓ Indicates gate dimension is available.

— Indicates gate dimension is **not** available.

*Certain sizes are available through QuickShip.*

*Refer to Quickship Tab.*

## LOCK OPTIONS

Below are the standard cylinder lock options for our partition security gates. Choose between a latch and key, or keys on both sides for added security.

