



WIRE MESH PARTITIONS

Division 10- Specialties | 10 22 13 Wire Mesh Partitions



Since 1913, Acorn Wire + Iron Works™ has been the national leader in wire mesh partition innovation and quality. This tradition continues today in the design engineering of high performance products.

Acorn partitions, made from a series of standardized units – Panels, Doors, Service Windows & Corners – can be arranged in any combination, allowing maximum flexibility in layout and expansion, with no loss of component parts.

The Woven Wire Products Association standards were developed from Acorn's original partition specifications. Acorn continues to develop proprietary components and manufacturing methods to improve product reliability.

QUALITY

Quality design and superior manufacturing define our product reliability. Die-cast components are proprietary and all partition hardware is aluminum alloy, hand-poured into molds, providing thicker, cleaner parts engineered to specific performance requirements. Acorn's unique, self-supporting ceiling construction consists of a standardized system of specially designed and fabricated crimped beams that can satisfy most span and loading conditions. Ceiling hanger systems or custom framing engineering are not required when selecting our self-supporting enclosure.

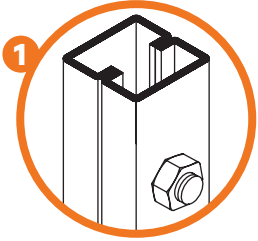
SECURITY

The Acorn hand-cast lock mechanism, by Marks USA, is engineered and tested to withstand sledgehammer assault. Compare the details; whether heavier roll-formed sections or proper mesh size, you will discover the quality that has established Acorn's reputation for reliable security performance.

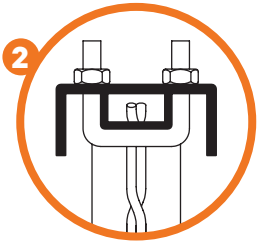
WARRANTY

We guarantee our products against defective material and/or workmanship for one year.

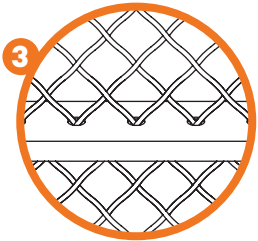
Construction




1 Formed “turned-in-toe” channel uprights prevent telescoping, assure permanent alignment.



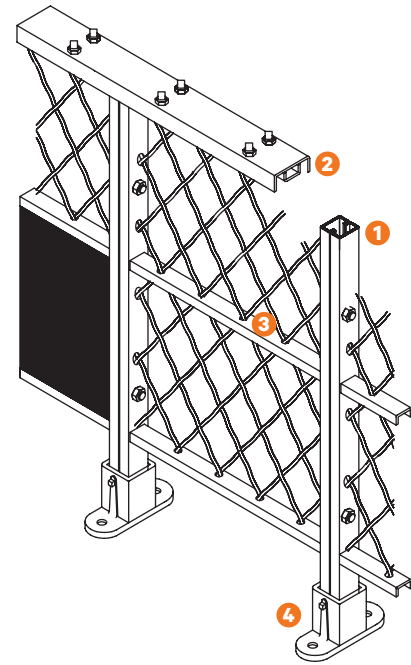
2 Capping channel “U” bolted to panels simplifies installation and rearrangement.



3 Woven-in center channel provides better appearance, additional rigidity.



4 Adjustable floor sockets permit level installation, secure anchorage.



SIMPLICITY

Simplicity of installation saves time and money. Acorn quality and attention to detail assures that each wire mesh partition and its components will fit properly and install easily.

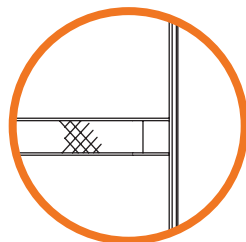
SERVICE

Service is important to achieving architect and owner satisfaction. Acorn will provide a solution, whether a standard-duty security partition or a custom designed high performance enclosure is required. Every project is carefully engineered to provide optimum performance on a cost-effective basis. Complete fabrication drawings are provided for review as required.

NEW LOCK SYSTEM PRODUCT

Spec Specific Door Hardware from MOST major manufacturers available.

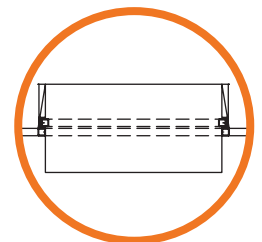
- Interchangeable core cylinders
- Lock and latch sets
- Exit/Panic devices



SLIDE-UP SERVICE WINDOWS

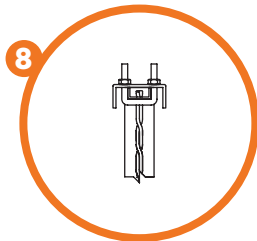
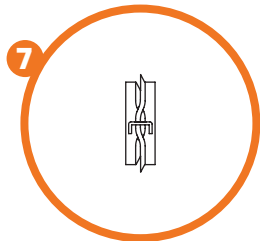

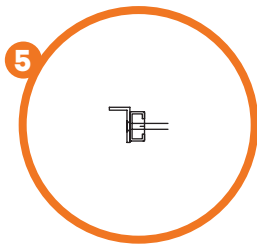
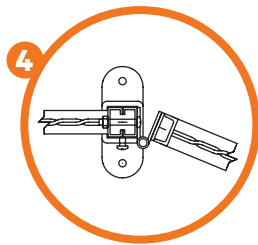
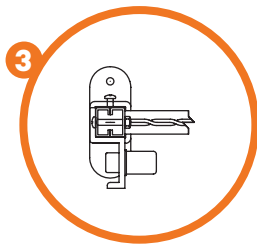
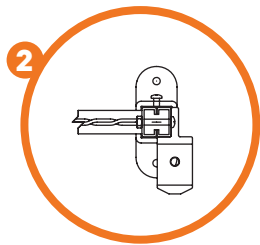
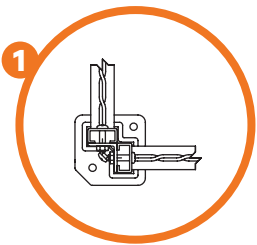
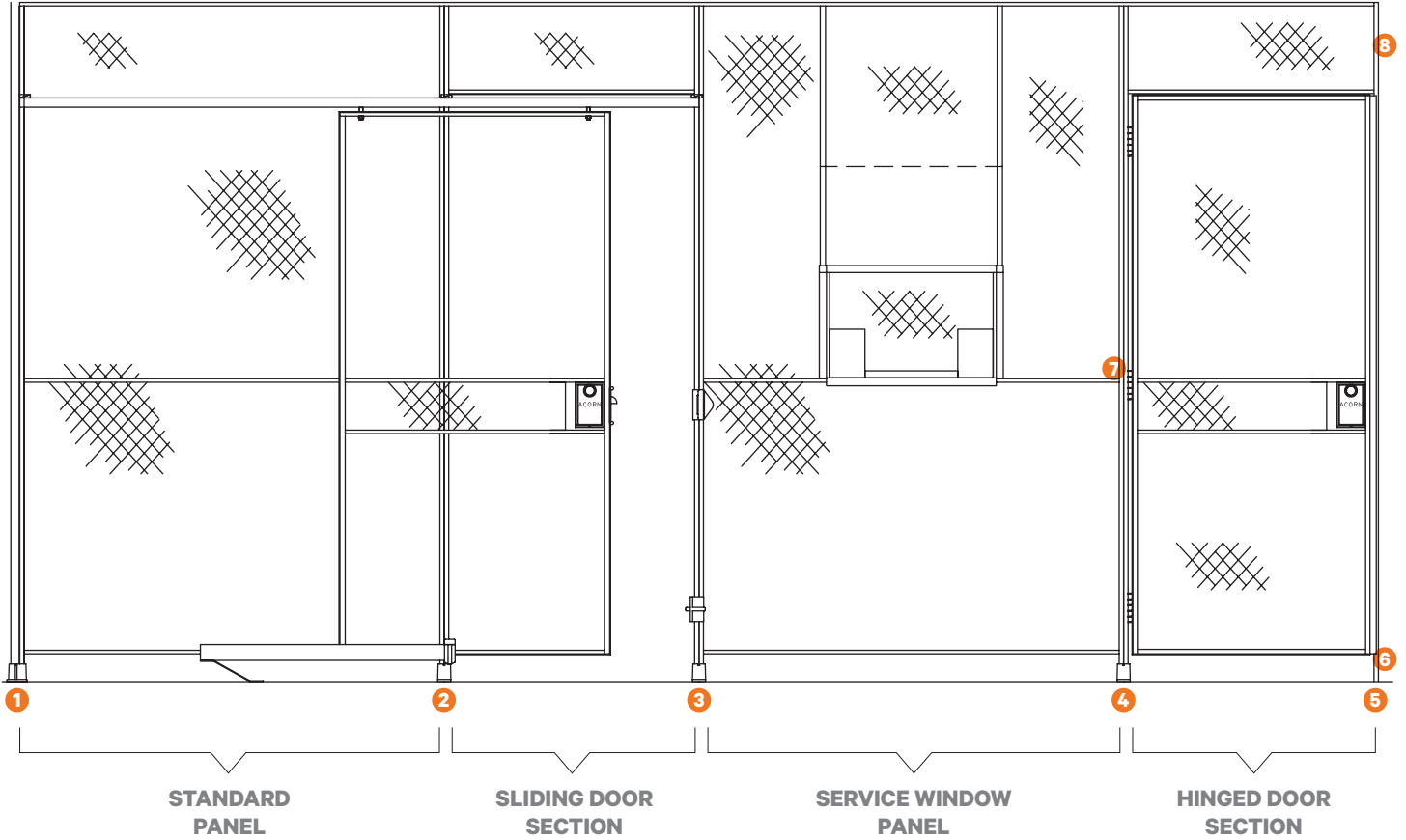
For Use in Any Location
24" Wide | 15" High
Special Sizes Made to Order

- Windows lock in opened and closed positions with spring catches.
- Shelf is 12-gauge steel, 12" deep x 25" wide (optional).



No. 130A

7' - 12' ALL WIRE MESH PARTITIONS



COMPONENTS + SIZES

All panels and door sections are interchangeable, standardized units which can be arranged in any desired combination. Special sizes and configurations made to order.

STANDARD PANELS

5' Wide | 7', 8', 9', 10' & 12' High
Special Heights up to 12' Made to Order

SLIDING DOOR SECTIONS

3', 4', 5', 6', 8' & 10' Wide | 7'9" Headroom
7' High Partitions | 6'9" Headroom

SERVICE WINDOW PANELS

24" x 15" Service Window (see page 3) in 5' Wide Partitions

HINGED DOOR SECTIONS

3', 3'6" & 4' Wide | 7' Headroom

FILLER PANELS

Special Width Panel to Secure Runs Where Standard 5' Wide Panel Cannot be Used. 1', 1'6", 2', 2'6", 3', 3'6", 4' & 4'6" Wide

CORNERS + INTERSECTIONS

1.25" Angle for 90° Corner
Clips for Three- or Four-Way 90° Intersection
1.3125" O.D. Pipe Post for Other Than 90° Corner



TECHNICAL SPECS

Partitions shall be no. 130A as manufactured by Acorn Wire + Iron Works.

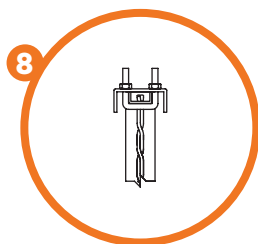
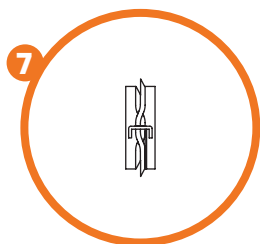
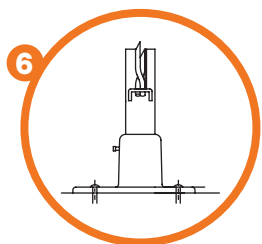
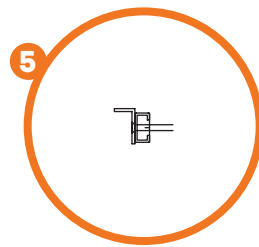
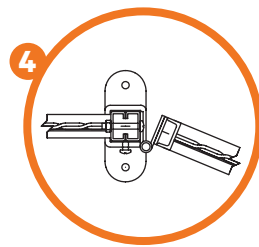
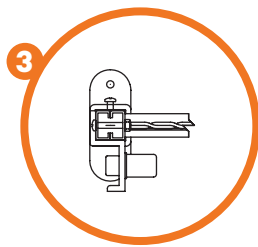
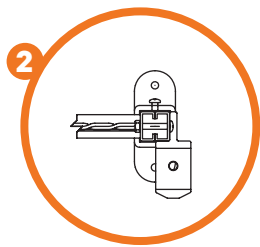
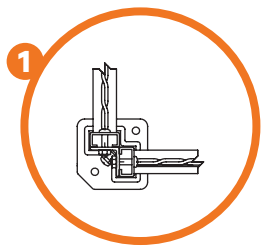
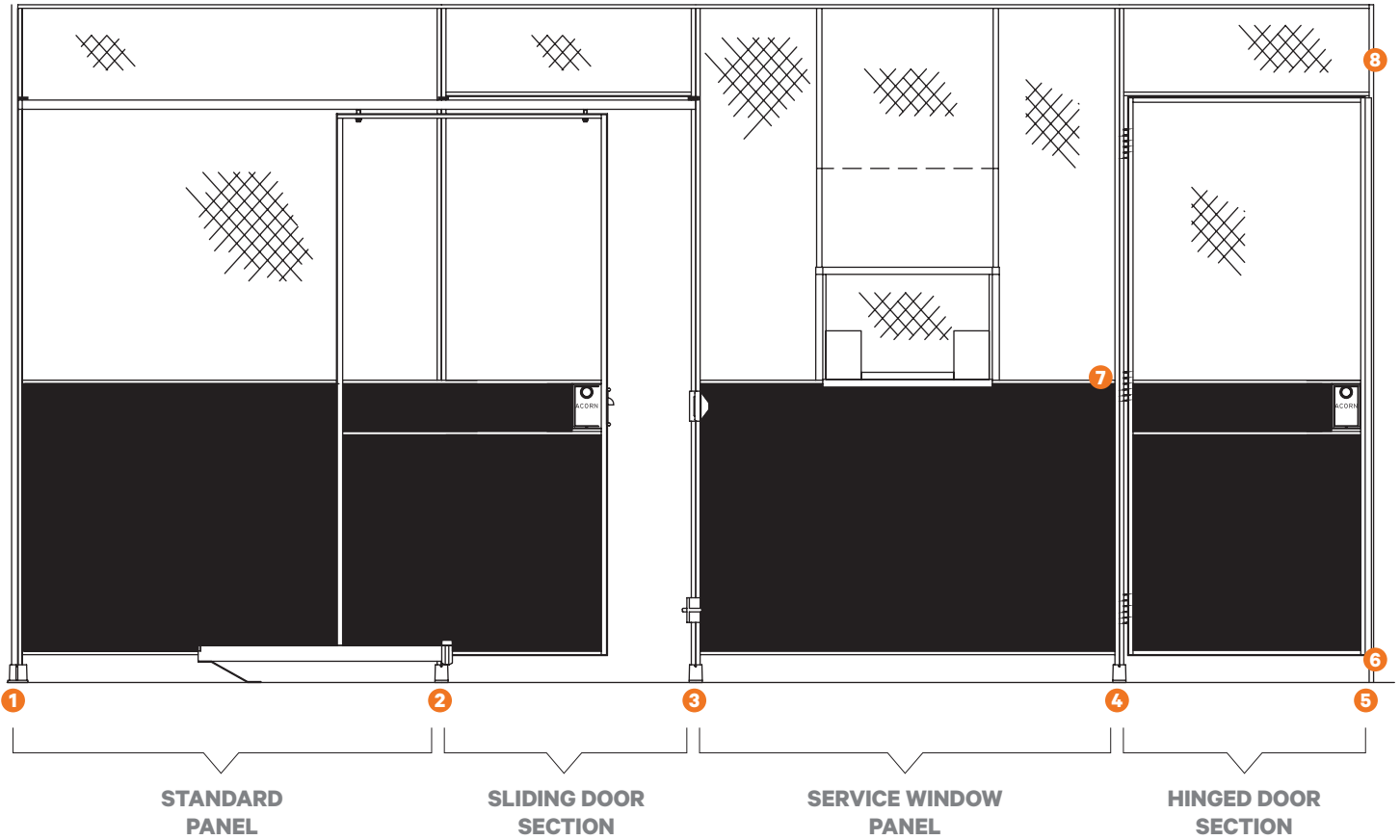
- All wire type constructed of 10 gauge steel wire woven into 1.5" diamond mesh, securely clinched to frames
- Vertical frames to be 1.25" x 0.625" cold-rolled 'C' section channels with 0.25" bolt holes 12" O.C.
- Horizontal frames 1" x 0.5" cold-rolled channels
- All joints mortised and tenoned
- Center reinforcing bar 1" x 0.5" cold-rolled channel tenoned to side frames. All wires passed through center bar
- Woven in stiffener bars; 1 unit required for 7' and 8' high Partition; 2 units required for 9' and 10' high partitions; 3 required for 12' high partition
- Top capping bar 2.25" x 1" cold-rolled channel with 0.25" 'U' bolts, 1'6" O.C. May be anchored to walls and/or ceilings
- Corner posts 1.25" x 1.25" angles with 1.25" bolt holes to match partition
- Floor sockets (aluminum) 2.5" high with set screw adjustment
- Sliding door frames 1.5" x 0.75" channel with 1.25" x 0.125" flat bar cover all around. Each door to have two 4-wheel roller bearing hangers, box track, and bottom guide channel
- Hinged door frames 1.25" x 0.5" channel with 1.25" x 0.125" flat bar cover three sides, 1.5" x 0.875" x 0.125" angle bolted to lock side. Each door to have three 3" x 4" butt hinges bolted to both door and hinge bar
- All doors shall have substantial mortise type cylinder locks operated by key outside, recessed knob inside
- All bolts, hardware, and accessories for complete installation to be included
- Field bracing furnished by erector
- Finish: Electrostatically sprayed powder-coated finish. Manufacturer standard colors available. RAL Chart colors available at additional cost. Optional finishes:
 - A. Electro-galvanized
 - B. Electro-galvanized and powder coat
 - C. Hot-dipped galvanized

SPECIFICATIONS ARE SUBJECT TO CHANGE

Please consult your Acorn Sales Rep or visit www.acornwire.com for more details.

No. 139A

7' - 12' WIRE MESH PARTITIONS WITH SPECIAL SHEET BASE



w.w.Cannon, Inc.

Design. Layout. Build. Install.

1-800-442-3061
www.wwcannon.com

COMPONENTS + SIZES

All panels and door sections are interchangeable, standardized units which can be arranged in any desired combination. Special sizes and configurations made to order.

STANDARD PANELS

5' Wide | 7', 8', 9', 10' & 12' High

Special Heights up to 12' Made to Order

SLIDING DOOR SECTIONS

3', 4', 5', 6', 8' & 10' Wide | 7'9" Headroom

7' High Partitions | 6'9" Headroom

SERVICE WINDOW PANELS

24" x 15" Service Window (see page 3) in 5' Wide Partitions

HINGED DOOR SECTIONS

3', 3'6" & 4' Wide | 7' Headroom

FILLER PANELS


Special Width Panel to Secure Runs Where Standard 5' Wide Panel Cannot be Used. 1', 1'6", 2', 2'6", 3', 3'6", 4' & 4'6" Wide | 7', 8', 9', 10' & 12' High

CORNERS + INTERSECTIONS

1.25" Angle for 90° Corner

Clips for Three- or Four-Way 90° Intersection

1.3125" O.D. Pipe Post for Other Than 90° Corner



TECHNICAL SPECS

Partitions shall be no. 139A as manufactured by Acorn Wire + Iron Works.

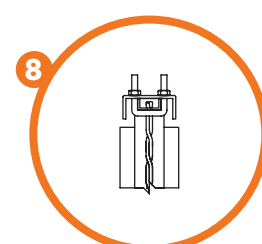
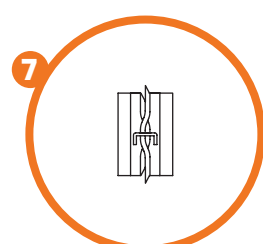

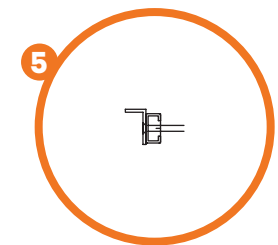
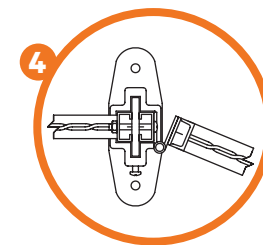
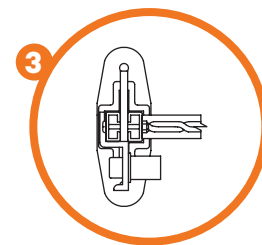
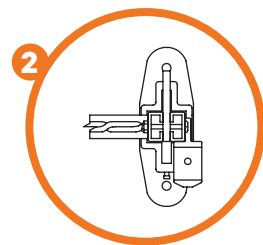
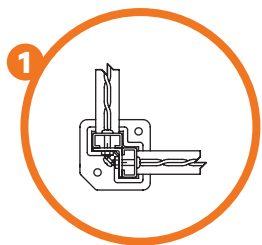
- Sheet base type
- Top section constructed of 10-gauge steel wire woven into 1.5" diamond mesh, securely clinched to frames
- Lower section constructed of 16-gauge securely welded to steel
- Vertical frames to be 1.25" x 0.625" cold-rolled 'C' section channels with 0.25" bolt holes 12" O.C.
- Horizontal frames 1" x 0.5" cold-rolled channels
- All joints mortised and tenoned
- Top capping bar 2.25" x 1" cold-rolled channel with 0.25" 'U' bolts 1'6" O.C. May be anchored to walls and/or ceilings
- Corner posts 1.25" x 1.25" angles with 1.25" bolt holes to match partition
- Floor sockets (aluminum) 2.5" high with set screw adjustment
- Sliding door frames 1.5" x 0.75" channel with 1.25" x 0.125" flat bar cover all around. Each door to have two 4-wheel roller bearing hangers, box track, and bottom guide channel
- Hinged door frames 1.25" x 0.5" channel with 1.25" x 0.125" flat bar cover three sides, 1.5" x 0.875" x 0.125" angle bolted to lock side. Each door to have three 3" x 4" butt hinges bolted to both door and hinge bar
- All doors shall have substantial mortise type cylinder locks operated by key outside, recessed knob inside
- All bolts, hardware, and accessories for complete installation to be included
- Field bracing furnished by erector
- Finish: Electrostatically sprayed powder-coated finish. Manufacturer standard colors available. RAL Chart colors available at additional cost. Optional finishes:
 - A. Electro-galvanized
 - B. Electro-galvanized and powder coat
 - C. Hot-dipped galvanized

SPECIFICATIONS ARE SUBJECT TO CHANGE

Please consult your Acorn Sales Rep or visit www.acornwire.com for more details.

No. 130AL

12' - 23'8" ALL WIRE MESH PARTITIONS



COMPONENTS + SIZES

All panels and door sections are interchangeable, standardized units which can be arranged in any desired combination. Special sizes and configurations made to order.

STANDARD PANELS

5' Wide | 12'-23'8" High

Special Heights up to 12' Made to Order

SLIDING DOOR SECTIONS

3', 4', 5', 6', 8' & 10' Wide | 7'7" Headroom

SERVICE WINDOW PANELS

24" x 15" Service Window (see page 3) in 5' Wide Partitions

HINGED DOOR SECTIONS

3', 3'6" & 4' Wide | 7' Headroom

FILLER PANELS

Special Width Panel to Secure Runs Where Standard 5' Wide Panel Cannot be Used. 1', 1'6", 2', 2'6", 3', 3'6", 4' & 4'6" Wide | 12', 13'8", 14'8", 15'8", 16'8", 17'8", 18'8", 19'8", 20'8", 21'8", 22'8" & 23'8" High

CORNERS + INTERSECTIONS


1.25" Angle for 90° Corner

Clips for Three- or Four-Way 90° Intersection

1.3125" O.D. Pipe Post for Other Than 90° Corner

FLAT BAR POSTS

0.3125" x 2.5" for Partitions 14'8"-19'8" High



TECHNICAL SPECS

Partitions shall be no. 130AL as manufactured by Acorn Wire + Iron Works.

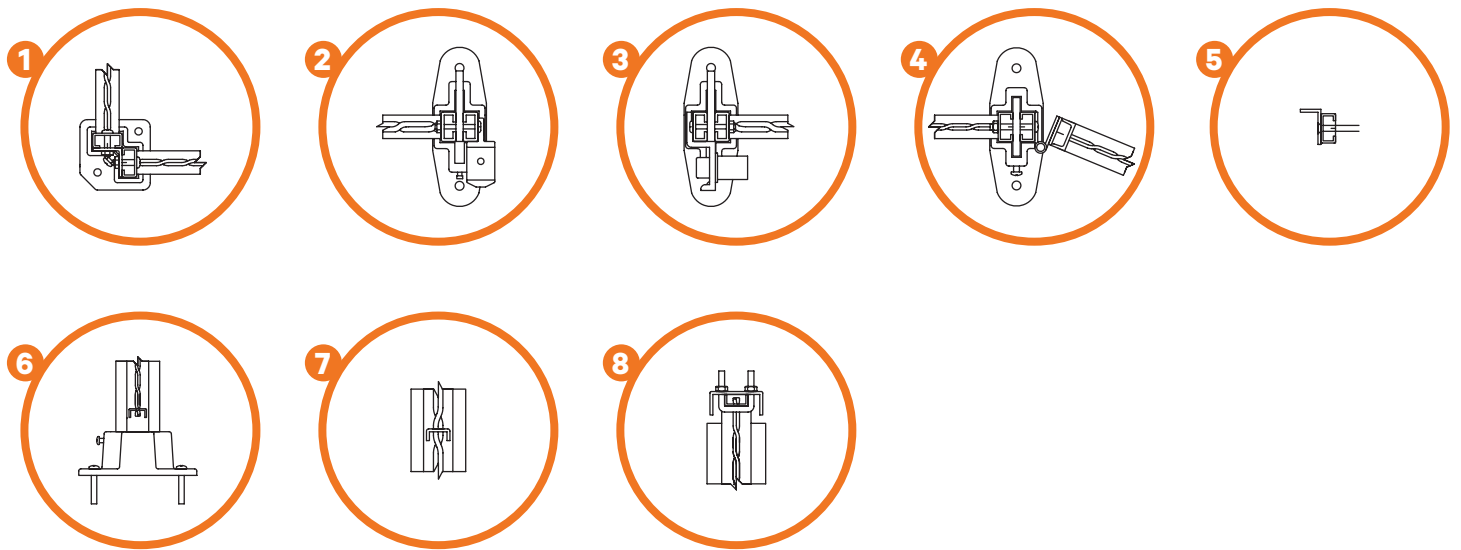
- All wire type constructed of 10 gauge steel wire woven into 1.5" diamond mesh, securely clinched to frames
- Vertical frames to be 1.25" x 0.625" cold-rolled 'C' section channels with 0.25" bolt holes 12" O.C.
- Horizontal frames 1" x 0.5" cold-rolled channels
- All joints mortised and tenoned
- Center reinforcing bar 1" x 0.5" cold-rolled channel tenoned to side frames. All wires passed through center bar
- Flat bar posts to be (5/16" x 21/2"), as detailed, with 0.25" bolt holes to match partition
- Top capping bar 2.25" x 1" cold-rolled channel with 0.25" 'U' bolts 1'6" O.C. May be anchored to walls and or ceilings
- Corner posts 1.25" x 1.25" angles with 0.125" bolt holes to match partition
- Floor sockets (aluminum) 2.5" high with set screw adjustment
- Sliding door frames 1.5" x 0.75" channel with 1.25" x 0.125" flat bar cover all around. Each door to have two 4-wheel roller bearing hangers, box track, and bottom guide channel
- Hinged door frames 1.25" x 0.5" channel with 1.25" x 0.125" flat bar cover three sides, 1.5" x 0.875" x 0.125" angle bolted to lock side. Each door to have three 3" x 4" butt hinges bolted to both door and hinge bar
- All doors shall have substantial mortise type cylinder locks operated by key outside, recessed knob inside
- All bolts, hardware, and accessories for complete installation to be included
- Field bracing furnished by erector
- Finish: Electrostatically sprayed powder-coated finish. Manufacturer standard colors available. RAL Chart colors available at additional cost. Optional finishes:
 - A. Electro-galvanized
 - B. Electro-galvanized and powder coat
 - C. Hot-dipped galvanized

SPECIFICATIONS ARE SUBJECT TO CHANGE

Please consult your Acorn Sales Rep or visit www.acornwire.com for more details.

No. 139AL

12' - 23'8" ALL WIRE MESH PARTITIONS WITH SPECIAL SHEET BASE



COMPONENTS + SIZES

All panels and door sections are interchangeable, standardized units which can be arranged in any desired combination. Special sizes and configurations made to order.

STANDARD PANELS

5' Wide | 12'-23'8" High
Special Heights up to 12' Made to Order

SLIDING DOOR SECTIONS

3', 4', 5', 6', 8' & 10' Wide | 7'7" Headroom

SERVICE WINDOW PANELS

24" x 15" Service Window (see page 3) in 5' Wide Partitions

HINGED DOOR SECTIONS

3', 3'6" & 4' Wide | 7' Headroom

FILLER PANELS

Special Width Panel to Secure Runs Where Standard 5' Wide Panel Cannot be Used. 1', 1'6", 2', 2'6", 3', 3'6", 4' & 4'6" Wide | 12', 13'8", 14'8", 15'8", 16'8", 17'8", 18'8", 19'8", 20'8", 21'8", 22'8" & 23'8" High

CORNERS + INTERSECTIONS

1.25" Angle for 90° Corner
Clips for Three- or Four-Way 90° Intersection
1.3125" O.D. Pipe Post for Other Than 90° Corner

FLAT BAR POSTS

0.3125" x 2.5" for Partitions 14'8"-19'8" High



TECHNICAL SPECS

Partitions shall be no. 139AL as manufactured by Acorn Wire + Iron Works.

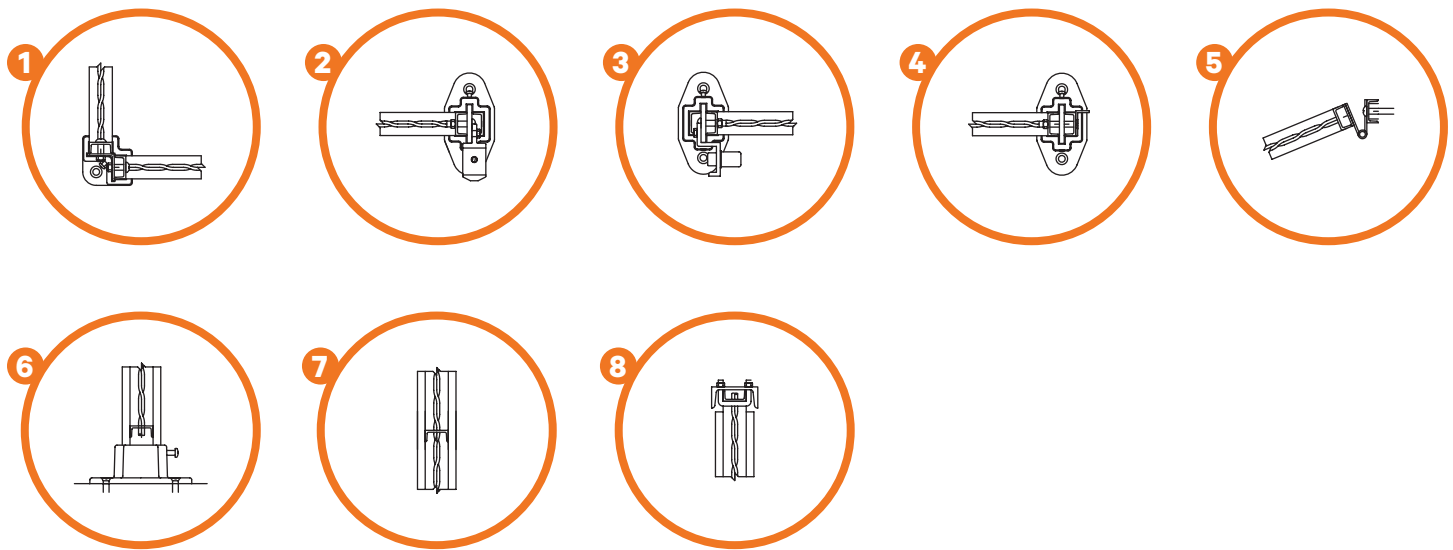
- All wire type constructed of 10 gauge steel wire woven into 1.5" diamond mesh, securely clinched to frames
- Vertical frames to be 1.25" x 0.625" cold-rolled 'C' section channels with 0.25" bolt holes 12" O.C.
- Horizontal frames 1" x 0.5" cold-rolled channels
- All joints mortised and tenoned
- Center reinforcing bar 1" x 0.5" cold-rolled channel tenoned to side frames. All wires passed through center bar
- Flat bar posts to be (5/16" x 21/2"), as detailed, with 0.25" bolt holes to match partition
- Top capping bar 2.25" x 1" cold-rolled channel with 0.25" 'U' bolts 1'6" O.C. May be anchored to walls and or ceilings
- Corner posts 1.25" x 1.25" angles with 0.125" bolt holes to match partition
- Floor sockets (aluminum) 2.5" high with set screw adjustment
- Sliding door frames 1.5" x 0.75" channel with 1.25" x 0.125" flat bar cover all around. Each door to have two 4-wheel roller bearing hangers, box track, and bottom guide channel
- Hinged door frames 1.25" x 0.5" channel with 1.25" x 0.125" flat bar cover three sides, 1.5" x 0.875" x 0.125" angle bolted to lock side. Each door to have three 3" x 4" butt hinges bolted to both door and hinge bar
- All doors shall have substantial mortise type cylinder locks operated by key outside, recessed knob inside
- All bolts, hardware, and accessories for complete installation to be included
- Field bracing furnished by erector
- Finish: Electrostatically sprayed powder-coated finish. Manufacturer standard colors available. RAL Chart colors available at additional cost. Optional finishes:
 - A. Electro-galvanized
 - B. Electro-galvanized and powder coat
 - C. Hot-dipped galvanized

SPECIFICATIONS ARE SUBJECT TO CHANGE

Please consult your Acorn Sales Rep or visit www.acornwire.com for more details.

No. 135

7' - 20' ALL WIRE MESH PARTITIONS



COMPONENTS + SIZES

All panels and door sections are interchangeable, standardized units which can be arranged in any desired combination. Special sizes and configurations made to order.

STANDARD PANELS

5' Wide | 7'-20' High in 12" Increments

SLIDING DOOR SECTIONS

3', 4', 5', & 6' Wide | 7' Headroom

7' High Partitions | 6'6" Headroom

SERVICE WINDOW PANELS

24" x 15" Service Window (see page 3) in 5' Wide Partitions

HINGED DOOR SECTIONS

3', 3'6" & 4' Wide | 7' Headroom

7' High Partitions | 6'10" Headroom

FILLER PANELS

Special Width Panel to Secure Runs Where Standard 5' Wide Panel Cannot be Used, There are no Standard Sizes.

CORNERS + INTERSECTIONS

1.75" Angle for 90° Corner

Clips for Three- or Four-Way 90° Intersection

2.375" O.D. Pipe Post for Other Than 90° Corner

FLAT BAR POSTS

0.3125" x 2.5" for Partitions 7'-12' High

TECHNICAL SPECS

Partitions shall be no. 135 as manufactured by Acorn Wire + Iron Works.

- All wire heavy-duty type constructed of 6-gauge steel wire woven into 2" diamond mesh securely clinched into 1.5" x 0.75" channel frames
- Vertical frames to have 0.375" bolt holes 18" O.C.
- All joints mortised and tenoned
- Center reinforcing bar 1.5" x 0.75" channel tenoned to side frames
- All wires passed through center bar
- Flat bar posts to be (0.3125" x 2.5") (0.3125" x 3") (0.3125" x 3.5") (as detailed) with 0.375" bolt holes to match partition
- Top capping bar 3" x 4.1 lb. channel with 0.3125" 'U' bolts 1'6" O.C. May be anchored to walls and or ceilings
- Corner posts 1.75" x 1.75" angles with 0.375" bolt holes to match partition
- Floor sockets 2.5" high with set screw adjustment
- Sliding door frames 1.5" x 0.75" channel with 1.5" x 0.125" flat bar cover all around. Each door to have two 4-wheel roller bearing hangers, box track, and bottom guide channel
- Hinged door frames 1.5" x 0.75" channel with 1.5" x 0.125" flat bar cover three sides, 1.75" x 0.875" x 0.125" angle bolted to lock side. Each door to have three 4.5" x 4.5" butt hinges bolted to both door and hinge bar
- All doors shall have substantial mortise type cylinder locks operated by key outside, recessed knob inside
- All bolts, hardware, and accessories for complete installation to be included
- Field bracing furnished by erector
- Finish: Electrostatically sprayed powder-coated finish. Manufacturer standard colors available. RAL Chart colors available at additional cost. Optional finishes:
 - A. Electro-galvanized
 - B. Electro-galvanized and powder coat
 - C. Hot-dipped galvanized



SPECIFICATIONS ARE SUBJECT TO CHANGE

Please consult your Acorn Sales Rep or visit www.acornwire.com for more details.

Color Options

Customize your Wire Mesh Partitions to match existing color schemes within your facility. Custom color powder coat finishes are available for all Acorn Wire Mesh Partitions with an additional lead

time. Below is a collection of our standard powder coat colors*. Contact us for a color consultation or samples. Premium Price applies for white & yellow only.



White



Almond



Tower Gray



Black



Walnut Brown



Rain Forest




Deck Red



Safety Red



Safety Blue



Safety Yellow



** Colors shown in print may not be an exact representation of the true product color.*

PRODUCTS CAN ALSO BE:

HOT DIP GALVANIZED

ELECTRO GALVANIZED

ELECTRO GALVANIZED + POWDER COATED

How to Order

When the partition layout is planned around standardized units, send a sketch and/or list the following information:

- 1 Type of partition (130A, 139A, 130AL, 139AL, 135).
- 2 Height of partition.
- 3 Number of standard panels.
- 4 Number and width of filler panels.
- 5 Number and width of adjustable panels.
- 6 Number, width and type of door section.
- 7 Number and type of corner posts.
- 8 Number and type of floor braces. If omitted, we assume supplied by others, or none required.
- 9 Flooring and wall types.
- 10 Powder Coat color option.
- 11 Galvanized or not.

ACORN WIRE + IRON WORKS PRODUCT APPLICATIONS

SCHOOLS

TRANSPORTATION - RAIL, AIR + SEAPORTS

PORTABLE TRAFFIC CONTROL BARRIERS

POST OFFICES

MILITARY BASES

GOVERNMENT FACILITIES

BONDED WAREHOUSES

RETAIL/SHOPPING MALLS

CO-LOCATION CAGES

UTILITIES / INFRASTRUCTURE

HOSPITALS / HEALTHCARE / MEDICAL

TENANT STORAGE/ MULTI UNIT BUILDINGS



**QUALITY
VALUE
EXPERTISE
ON TIME
ECO-FRIENDLY
CUSTOM
SINCE 1913**



w.w.Cannon, Inc.

Design. Layout. Build. Install.

1-800-442-3061
www.wwcannon.com