

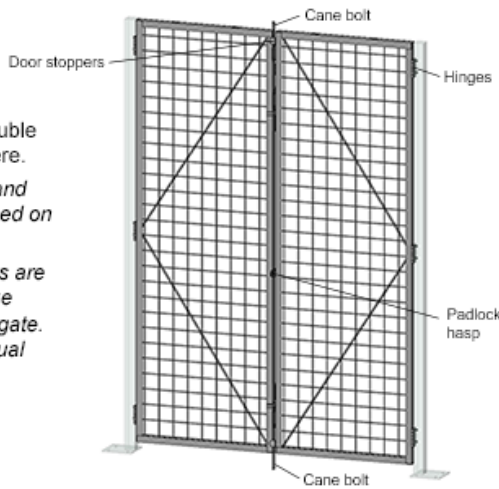
DOUBLE SWING GATE

EXAMPLE:

Typical 6'W x 8'H double swing gate shown here.

Panel configuration and quantity will vary based on gate dimensions.

Assembly instructions are specific to the size and material of your gate. See Installation Manual for complete details.



Description

All double swing gates are equipped with a padlock hasp, hinges and door stoppers. Gates can be installed in two different orientations (open inwards or outwards). Additional lock options are also available. Doors are made of 2" x 2" x 10 GA welded wire mesh framed in 1 1/4" x 1 1/4" x 12GA structural angle with two welded 1/2"Ø reinforcement rods from center to the corner

PRODUCT INFORMATION

Standard, Oversized Type #1 and Oversized Type #2 are assembled at Cogan. Oversized Type XXL is assembled by the installer in place (Refer to the installation manual for reference). See size tab for more information.

Specifications

Door Heights	7' to 15'
Type of Door	Double Swing Gate
Door Stop	Can be hinged on the left or right, depending if the door is set to open in or out.
Finish	Powder-coated
Mesh Size	2" x 2" x 10GA
Materials Mesh	Steel Wire
Frame Material	Structural Angle 1 1/4" x 1 1/4" x 12GA
Type of Closure	Padlock Hasp (Optional locks available)
Stiffening profile	1/2" Ø Reinforcement rod

COLORS 

Cogan Grey

ORIENTATION OF GATE OPENING

Opening Outwards

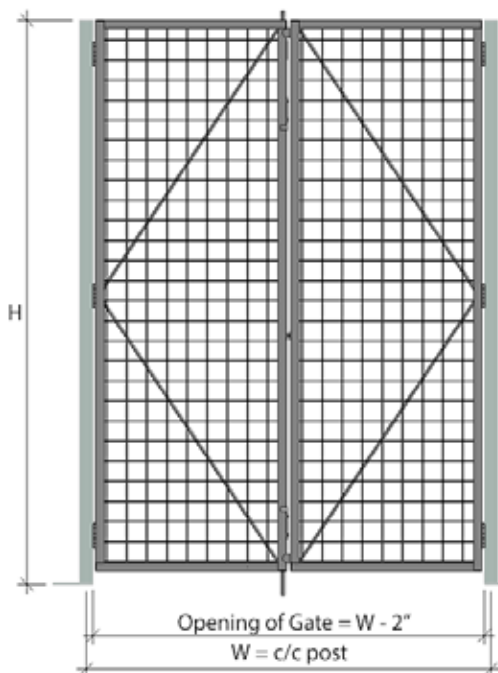
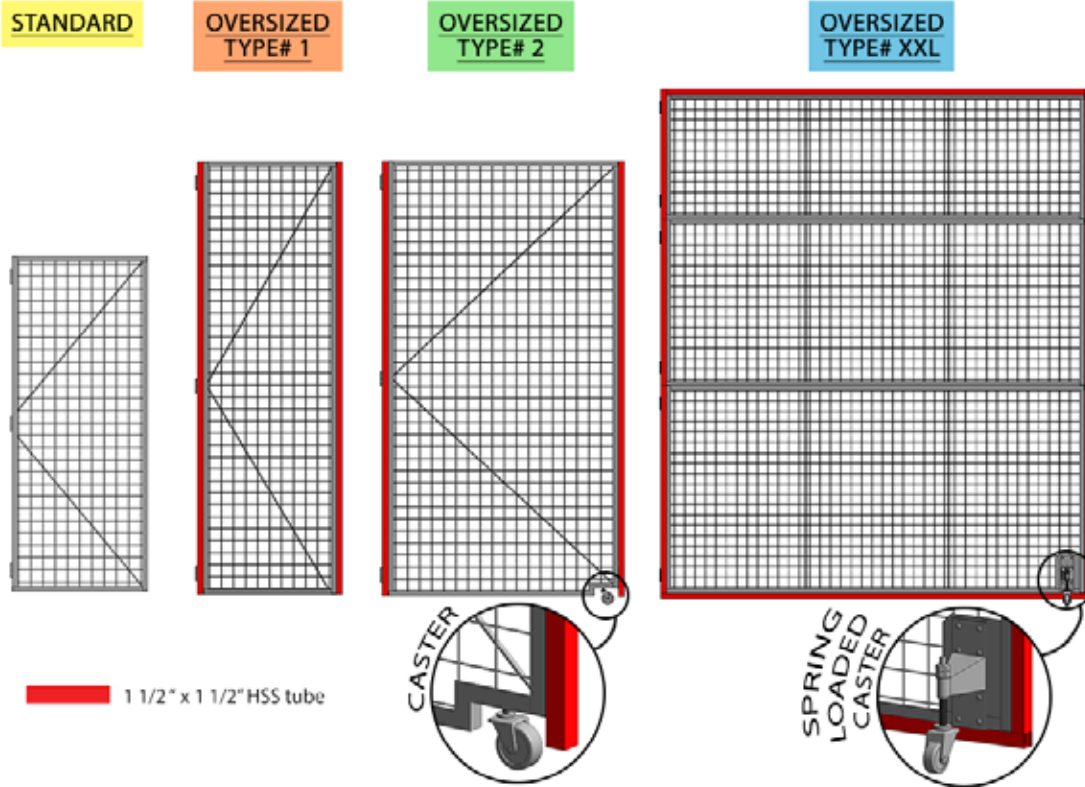


Opening Inwards



SIZES

Please consult the table below for a complete list of dimensions.



H \ W	5'-0"	6'-0"	8'-0"	9'-0"	10'-0"	12'-0"	14'-0"	16'-0"	18'-0"	20'-0"
7'-0"	✓	✓	✓	✓	✓	✓	✓	✓	✓	✓
8'-0"	✓	✓	✓	✓	✓	✓	✓	✓	✓	✓
9'-0"	✓	✓	✓	✓	✓	✓	✓	✓	✓	✓
10'-0"	✓	✓	✓	✓	✓	✓	✓	✓	✓	✓
11'-0"	✓	✓	✓	✓	✓	✓	✓	✓	✓	✓
12'-0"	✓	✓	✓	✓	✓	✓	✓	✓	✓	✓
13'-0"	—	—	—	—	—	✓	✓	✓	✓	✓
14'-0"	—	—	—	—	—	✓	✓	✓	✓	✓
15'-0"	—	—	—	—	—	✓	✓	✓	✓	✓

✓ Indicates gate dimension is available.
— Indicates gate dimension is not available.

LOCK OPTIONS

Below are the standard cylinder lock options for all of our partition security gates. Choose between a latch and key, or keys on both sides for added security. Panic bars are not available for double swing gates.

