



V-SERIES

GEARLESS HVLS CEILING FAN

DIRECT DRIVE • REMARKABLY LIGHT • MAINTENANCE FREE



TYPICAL APPLICATIONS:

- Agriculture
- Automotive
- Aviation
- Breweries
- Events Centers
- Fitness
- Government
- Manufacturing
- Sports
- Warehousing

LOW-ON-COST, HIGH-ON-PERFORMANCE DESIGN FEATURES

- **Direct Drive:** zero gears means zero maintenance
- **Wingtips:** reduce airflow loss from blade tips, directing air downward
- **Blades:** contoured for maximum air movement
- **Weight:** no gearbox = less weight... *much* less
- **Sound:** <42 decibels - ideal for environments with sounds concerns
- **Forward, Reverse and Variable Speed**
- **Environment:** IP66 VFD and IP54 motor - rated for indoor/outdoor covered spaces
- **Safety System:** multiple tiers of protection, perfect for the rough industrial setting



TECHNICAL SPECIFICATIONS

Diameter	8ft	12ft	16ft	20ft	24ft
Number of Blades	5			6	
Industrial Spacing	60 ft (18.3 m)	70 ft (21.3 m)	90 ft (27.4 m)	100 ft (30.5 m)	110 ft (33.5 m)
Max Effective Area	6850 ft ² (636 m ²)	12035 ft ² (1118 m ²)	16218 ft ² (1506 m ²)	20000 ft ² (1858 m ²)	23732 ft ² (2209 m ²)

Max RPM	120 RPM	80 RPM	80 RPM	60 RPM	50 RPM
Hanging Weight	77 lbs (30 kg)	92 lbs (42 kg)	112 lbs (51 kg)	286 lbs (130 kg)	308 lbs (140 kg)

Motor	.5 hp (0.3 kW)	1 hp (0.7 kW)	1.5 hp (1.1 kW)
-------	----------------	---------------	-----------------

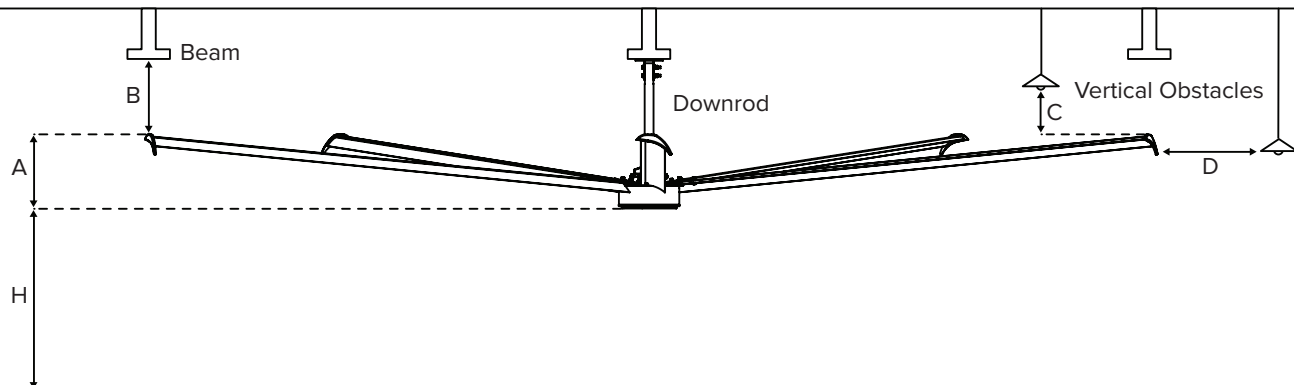
Voltage	220V 1Ø 208-230V 3Ø 460V 3Ø	208-230 3Ø 460 3Ø
---------	-----------------------------------	----------------------





V-SERIES

GEARLESS HVLS CEILING FAN



Size	H (min)	H (Rec max)	Assembled Height	A	B	C	D	Downrod
8'	10'	16.5'	31.5"	14"	12"	8"	8"	2' to 5'
12'	10'	16.5'	31.5"	15"	12"	8"	8"	2' to 5'
16'	12'	20'	31.5"	16"	12"	8"	8"	2' to 6'
20'	14'	23'	37"	20"	12"	8"	8"	2' to 10'
24'	14'	30'	37"	20"	12"	8"	8"	2' to 10'

CONSTRUCTION

Frame	Powder Coated Welded Steel
Hub Assembly	Cast Aluminum
Blades	Extruded Magnesium Aluminum Alloy
Wingtips	Injection Molded Plastic
Safety Features	Hub Safety Disc and Safety Cables on the Mount

CONTROL

FREQUENCY INVERTER

EM30



- German engineered, rugged construction, all-metal enclosure, thermally decoupled from the motor, IP66 / NEMA4, shockproof (4G)
- Flexible configurable man/machine interface – Fieldbus capability
- Approved for worldwide standards by independent bodies including UL
- All active components built in the cover
- Progressive fins design, no airstream clogging by dust
- Long-life IP76 grade fans
- Keypad embedded in the heatsink, for better protection
- Fully backlit LCD display
- Remote mounted keypad



AVAILABLE OPTIONS AND MOUNTINGS

- Installation services
- Downrod extensions up to 10', in 1' increments to suit site layout and requirements
- Bar joist beams mount in 5 ft and 6 ft, center to center