

"Bringing Order To Chaos"

w.w.Cannon, llc.


Design. Layout. Build. Install.

1-800-442-3061
www.wwcannon.com

"Bringing Order To Chaos"

ROLL OUT RACKS

ROLL OUT PALLETS SOLUTIONS



Roll Out Pallets Rack Mounted

CAPACITY: 1000 LBS UDL



BEFORE



Add one or more levels to your installations.



AFTER



Amongst the different elements of handling and storage equipment that we've developed, we have the Roll Out Pallet. This product responds to your reality by increasing execution speed all the while optimizing space and safety. Your inventory is a crucial element in the production process, and its importance is paramount. As a result, the Roll Out Pallet will easily give access to your material and greatly facilitate the gathering process and management of your inventory. Hence, the Roll Out Pallet units are durable and well suited to your handling and storage needs.



BASE



BASE WITH TOP PLATE



DOUBLEBASE WITH TOP PLATE

Standard base dimensions

36" DEEP		42" DEEP		48" DEEP	
WIDTH	DEPTH	WIDTH	DEPTH	WIDTH	DEPTH
24	36	24	42	24	48
30	36	30	42	30	48
36	36	36	42	36	48
40	36	40	42	40	48

More than one base are required for larger top plates.

Standard top plate dimensions

36" DEEP		42" DEEP		48" DEEP	
WIDTH	DEPTH	WIDTH	DEPTH	WIDTH	DEPTH
24	36	24	42	24	48
30	36	30	42	30	48
36	36	36	42	36	48
42	36	42	42	42	48
46	36	46	42	46	48
52	36	52	42	52	48

Top plate requiring two bases or more

36" DEEP		42" DEEP		48" DEEP	
WIDTH	DEPTH	WIDTH	DEPTH	WIDTH	DEPTH
94	36	94	42	94	48
106	36	106	42	106	48
142	36	142	42	142	48


More than one base are required for larger top plates.

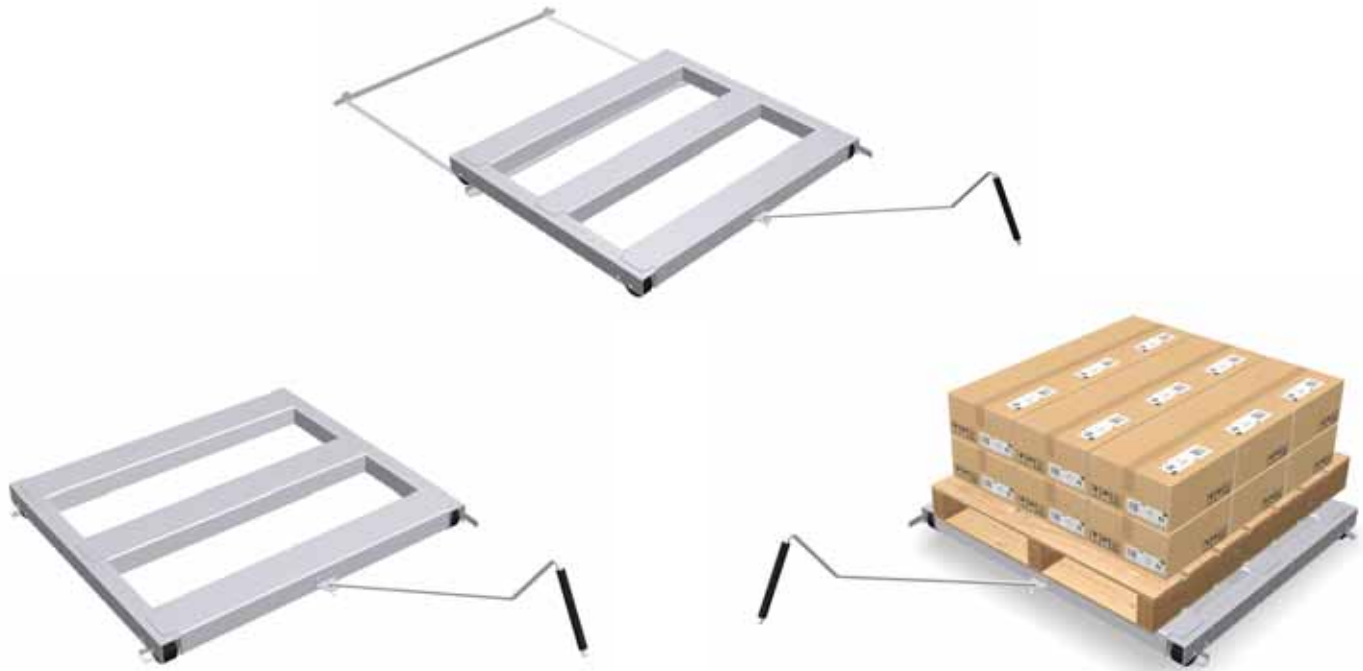


Roll Out Pallets Floor Mounted

CAPACITY: 3000 LBS UDL

Hand picking is now made easier with the Roll Out Pallet installed directly on the floor and sliding the material out of the rack. Safe and efficient they roll on tracks installed on the floor so no one can take them out of the place. Made out of thick steel and heavy duty rollers, they withstand the harshest environments. The standard brake system securely holds the Roll Out Pallet in place when the lift is loading it. No more dangerous handling. Additionally, since you no longer need to crawl under to access your material, you can gain the extra space by lowering first level of beams.





36" DEEP		42" DEEP		48" DEEP	
WIDTH	DEPTH	WIDTH	DEPTH	WIDTH	DEPTH
24	36	24	42	24	48
30	36	30	42	30	48
36	36	36	42	36	48
42	36	42	42	42	48
46	36	46	42	46	48
52	36	52	42	52	48

More than one base are required for larger top plates.
 Number of cross members can be modified to accommodate application.

A full plate option is available.

Optional back lips and side lips available

"Bringing Order To Chaos"

w.w.Cannon, llc.

Design. Layout. Build. Install.

1-800-442-3061

www.wwcannon.com

"Bringing Order To Chaos"

**ROLL OUT
RACKS**

800-442-3061

WWCANNON.COM