



BLUE GIANT[®]
AFTERMARKET SOLUTIONS



*Lighting the way
to loading dock safety*

Interlocked light communication packages provide added safety at the loading dock. Automatic (TLC24-A) and manually operated (TLC24-M) models available to suit site requirements.

Rugged Components

The Blue Giant lights communication packages consist of a low-profile, weatherproof, and impact-resistant control box, LED indoor and outdoor traffic lights, and a mirror image driver warning sign. Available in 115VAC or 230VAC 50-60 Hz input / 24VDC output.

Quality Visual Management

Easy to install, the TLC24 boxes and slim profile exterior traffic lights are shock and vibration-proof. All lights provide glare-free illumination, and can perform at peak capacity for 100,000 hours, or 10 years of continuous use.

Automatic Lights Communication Package

The TLC24-A can be operated in auto, manual, or bypass mode using a keyed selector switch. Can be interlocked with a vehicle restraint, dock leveler, or overhead door for safe and automatically controlled performance.

Manual Lights Communication Package

The TLC24-M lights are manually changed using a keyed selector switch for operator-directed performance.

Lights Communication Packages

Blue Giant lights communication packages consist of a low-profile, weatherproof, and impact-resistant control box, indoor and outdoor traffic lights, and a mirror image driver warning sign. Automatic (TLC24A1[115/230][F/S]) and manually (TLC24M1[115/230][F/S]) operated models available. Available in 115VAC or 230VAC 50-60 Hz input / 24VDC output. Comes standard with exterior driver traffic light and English driver warning sign. Please specify if you require French or Spanish.

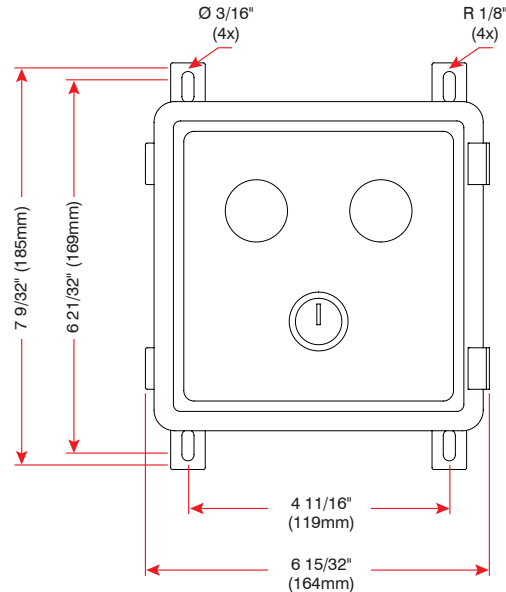
Product Details

- Provides a high quality light with no glare
- Energy efficient and easy installation
- Service free – no need to replace bulbs or lenses
- Shallow body depth with integral lens visors for extended visibility
- 2-year limited warranty
- Polypropylene housing will not rust, pit or corrode
- 12-24 VAC/DC and 0.075 AMPs
- Other voltages available
- Yellow housing optional - #032-807 12-24 VAC/DC

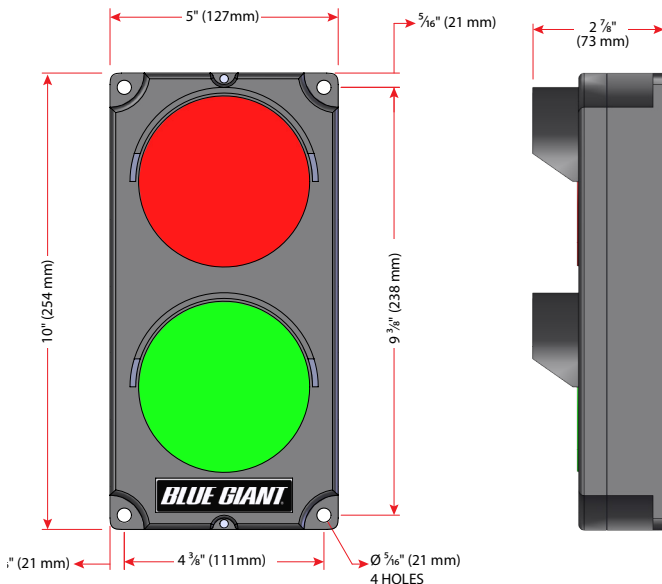
Optional Overhead Door Sensor

The photo eye sensor changes interior and exterior light signals to indicate equipment position and safety conditions in realtime.

TLC24 Control Box Dimensions

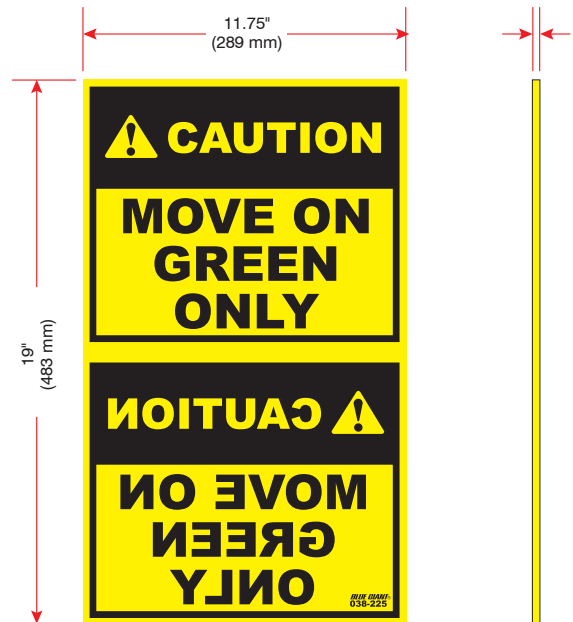


Stop and Go Traffic Light



Part # 032-806

Exterior Driver Warning Sign



Part # 038-225 (French 038-225F / Spanish 038-225S)