

Aluminum Dock Boards - Models AC-BC


*Aluminum boards are ideal for
low to medium volume loading dock applications*

Product Overview



BLUFF
MANUFACTURING

Dock Equipment



Manufactured and tested in compliance
ANSI Standard MH30.2



Innovative Products
Fast Lead Times

Features

- Lightweight design provides easy portability
- Full-length structural steel bolt-on curbs for increased strength
- Locking legs for secure positioning
- Widths from 48" to 72"
- Lengths from 36" to 96"



Optional Features

- Option of 14" lip for refrigerated applications

Ez-Roll Handles

- One person positioning without the use of a forklift
- Telescoping handles store away while board is in use

Lifting Chains

- Positioning of board by forklift

Speedy Board Cutouts®

- Simple notch design on the leading edge of board allows easy placement and retrieval
- Custom sizes and designs available

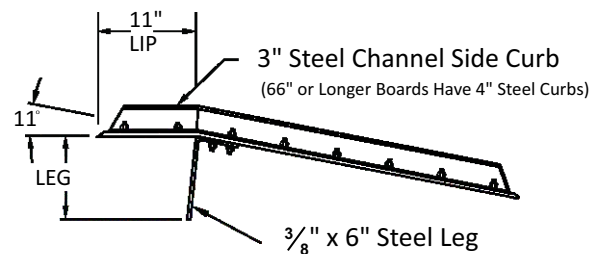
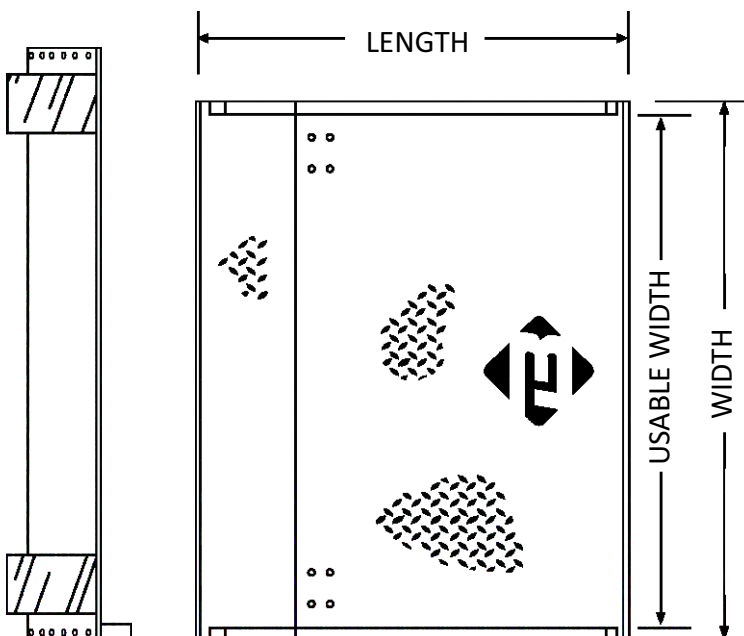


Plate Length	Leg Length
24" - 36"	7"
42" - 48"	9"
54" - 60"	11"
66" - 72"	13"
78" - 96"	17"

