

Cotterman®

SMT-101
3/10/23

STEP MASTER™

MODULAR ACCESS SYSTEM

PATENTED: 11,591,802

ALL NEW!



1,000 LB.

BETWEEN TOWERS - 5-1 SAFETY FACTOR

THE NEW **STANDARD** IN MODULAR STABILITY


STEP MASTER™

MODULAR ACCESS SYSTEM

Cotterman®
QUALITY LADDERS MADE IN THE USA SINCE 1925

5 MAJOR COMPONENTS. INFINITE POSSIBILITIES.

The **ALL NEW** Cotterman® StepMaster™ Modular Access System is comprised of five major components that can be configured to meet almost any application. With a 1,000 lb. load capacity* the StepMaster™ is "The **NEW STANDARD** in Modular Stability."



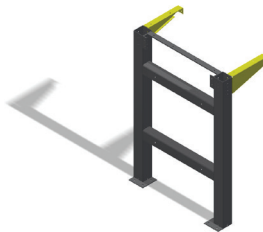
STEPMASTER™ PLATFORM

38" x 38" platform. Platforms can be attached to each other in spans of 4 between towers (coming soon).



STEPMASTER™ STILE

Currently available in 2 thru 6 step configurations. Stile has a 9" rise and an easy 45° climb angle. Handrails are included. Meets OSHA/ANSI Standards.




STEPMASTER™ TOWER

Hi-Strength support towers keep the STEPMASTER™ strong and stable. 4 platform maximum between towers (coming soon). Designed to be bolted to the ground for stability.

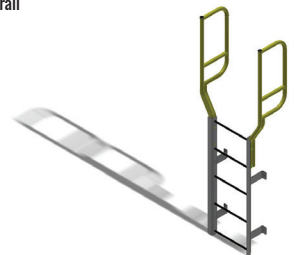


GUARDRAIL CONNECTOR
Allows for a continuous, Level handrail throughout the platform.



STEPMASTER™ GUARDRAIL

1.5" tube, heavy duty guardrails with 4" toeboards keeps personnel safe and secure on the platform. Meets or exceeds OSHA/ANSI guardrail requirements.



STEPMASTER™ FIXED LADDER

Genuine Cotterman® Fixed Ladder can be mounted anywhere on the unit providing stable, safe and easy access in areas where a stile with steps may not fit.



STEPMASTER™ MODULAR ACCESS SYSTEM

The most trusted name in Industrial/Commercial Ladders introduces the StepMaster™ Modular Access System for environments where a standard ladder or work platform won't do the job. StepMaster™ can be configured in almost any combination to allow the user to build a custom walkway that fits around or over almost anything! Plus, it's a Cotterman® product, so you can rest assured that it's been **Cotterman® Tested** to very stringent requirements and meets applicable OSHA/ANSI standards. With over 5,400 hours of engineering design and testing you can count on the StepMaster™ to be **Cotterman® Tough**. Like all of our products, the **ALL NEW** StepMaster™ **Cotterman® Trusted**.

Cotterman® TESTED. Cotterman® TOUGH. Cotterman® TRUSTED.

Cotterman® **STEP MASTER™**
MODULAR ACCESS SYSTEM

Cotterman™ has been building the world's premier Rolling Metal Ladders since 1925. With heavy duty steel construction, and a 1,000 lb. load capacity, and MAXSPAN™ Technology, Cotterman® has built the strongest, most durable, and most reliable Modular Access Platform on the market.



4 PLATFORM SPAN **COMING SOON!**

Cotterman®



*Between Towers. Tested to a 5-1 Safety Ratio.