

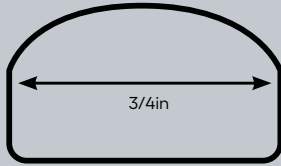
# OSHA & ANSI COMPLIANCE CHECKLIST

Contact Name:

Site Name/  
Number:

Site  
Address:

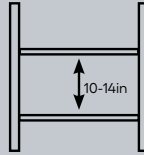
Date:



**Rung Diameter & Ladder Material**

All rungs shall have a minimum diameter of 3/4in for metal ladders (Metal ladders must be made with corrosion resistant material or protected against corrosion).

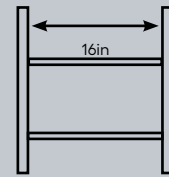
Compliant      Non-Compliant



**Distance Between Rungs**

The distance between rungs, cleats, and steps are spaced not less than 10in and not more than 14in and shall be uniform throughout the length of the ladder.

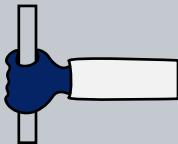
Compliant      Non-Compliant



**Distance Between Ladder Rails**

The minimum clear length of rungs or cleats shall be 16in.

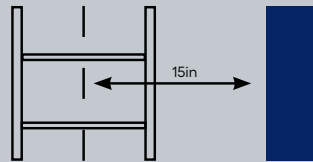
Compliant      Non-Compliant



**Gripping Surfaces Free of Sharp Edges**

Side rails that might be used as climbing aids shall be of such cross sections as to afford adequate gripping surface without sharp edges, splinters, or burrs.

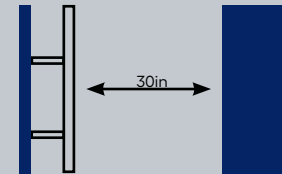
Compliant      Non-Compliant



**Clear Width to the Vertical Center Line of the Fixed Ladder**

A clear width of at least 15" shall be provided each way from the centerline of the ladder in the climbing space, except when cages or wells are necessary.

Compliant      Non-Compliant



**Distance on the Climbing Side from Rung to Nearest Object**

The perpendicular distance from the centerline of the rungs to the nearest permanent object on the climbing side of ladder.

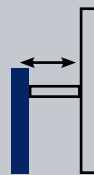
Compliant      Non-Compliant



**Permitted Clearance Behind the Fixed Ladder**

The distance from the centerline of rungs, cleats, or steps to the nearest permanent object in the back of the ladder shall not be less than 7in.

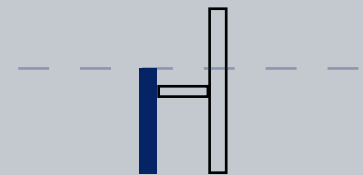
Compliant      Non-Compliant



**Step-Across Distance Between Fixed Ladder Rung and Platform or Landing**

The step-across distance from the nearest edge of ladder to the nearest edge of equipment or structure shall not be more than 12in or less than 7in.

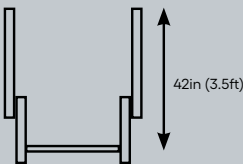
Compliant      Non-Compliant



**Top Rung of Ladder Flush with Landing, Platform, or Parapet**

One rung of any section of ladder shall be located at the level of landing laterally served by the ladder.

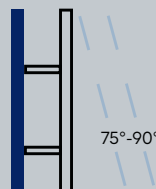
Compliant      Non-Compliant



**Height and Width of Ladder Extension Rails**

A: Side rails shall extend 3.5ft above walking/ working surface.  
B: Min. clearance of 24in and Max. 30in. When a ladder safety is provided, the clearance cannot exceed 36in.

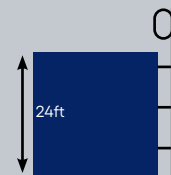
Compliant      Non-Compliant



**Preferred Pitch of Fixed Ladders**

The preferred pitch of fixed ladders shall be considered to come in the range of 75° and 90° with the horizontal.

Compliant      Non-Compliant



**Fall Protection on Fixed Ladders**

Any fixed ladder accessing heights 24ft and greater must be equipped with a ladder safety device. As of Nov.19, 2018 cages are no longer considered a form of fall protection on newly installed ladders.

Compliant      Non-Compliant