



# RETAIL INDUSTRY BROCHURE





P11-Plus shown in retail application.

### RETAIL DOORS

Whether it's a traffic door, air barrier, roll-up door, fiberglass door or entry way door, Senneca Holdings has your entire retail application covered when it comes to door openings. Show off the aesthetics of your retail building with an attractive, corrosion resistant entry door. Keep bugs and debris out by installing an Enershield Air Barrier above your secondary entry doors. Install double acting traffic doors to allow for ease-of-access for your employees. Durashield roll-up doors are perfect for allowing sunlight and ventilation into your back dock area, while deterring insects and debris. Still have questions? Please contact your local sales representative or call us at 800.543.4455.



 Chase Doors

#### AIRGARD® 973

**TRAFFIC:** Pedestrian, Push Cart, Pallet Jack, Forklift  
**APPLICATIONS:** Industrial & Commercial, Retail & Supermarket, Cooler  
**DOOR BODY:** Constructed with a .160" thick PVC door body and a two-ply vinyl coated nylon bracket pocket. 3" overlap at the center on bi-parting doors provides a noise and temperature barrier. 48" high USDA accepted textured vinyl impact plates (both sides)  
**WINDOW:** Extra large viewing area  
**HINGE:** Top Mounted Gravity Hinge  
**AVAILABLE OPTIONS:** Window Options, Impact / Kick Plates, Hinge & Color Options



 Chase Doors

#### AIRGARD® UNI-FLEX 240

**TRAFFIC:** Pedestrian, Push Cart, Pallet Jack, Forklift  
**APPLICATIONS:** Industrial & Commercial, Retail & Supermarket, Cooler, Freezer  
**DOOR BODY:** Constructed of two layers of .120" laminated PVC with a total thickness of .240", embossed finish, 3" center overlap  
**WINDOW:** Type 50 centered in each panel  
**HINGE:** Top Mounted Gravity Hinge  
**AVAILABLE OPTIONS:** Window Options



 ELIASON®

#### DSP-3

**TRAFFIC:** Pedestrian, Push Cart, Pallet Jack  
**APPLICATIONS:** Kitchen & Restaurant, Retail & Supermarket  
**DOOR BODY:** 16 gauge stainless steel with delta formed vertical edges.  
**WINDOW:** 9" x 14" clear acrylic set in black rubber molding  
**HINGE:** Eliason Easy Swing® Hinge  
**AVAILABLE OPTIONS:** 11" x 16" diamond shape translucent acrylic windows.



 Chase Doors

**AIRGARD® 100**


**TRAFFIC:** Pedestrian, Push Cart, Pallet Jack, Forklift  
**APPLICATIONS:** Industrial & Commercial, Retail & Supermarket, Cooler, Freezer  
**DOOR BODY:** 45 oz. abrasion-resistant, vinyl coated nylon material, flexible stays (one row per panel), top / bottom / jamb side wipers, 3" center overlap.  
**WINDOW:** 30" x 14" window.  
**HINGE:** Top Mounted Gravity Hinge  
**AVAILABLE OPTIONS:** Window Options, Impact Plates / Pocket Weights, Hinge & Color Options



 Chase Doors

**AIRGARD® 200**

**TRAFFIC:** Pedestrian, Push Cart, Pallet Jack, Forklift  
**APPLICATIONS:** Industrial & Commercial, Retail & Supermarket, Cooler, Freezer  
**DOOR BODY:** Constructed of two layers of abrasion-resistant, textured PVC laminated back to back, two rows of flexible horizontal stays, 3" center overlap, balloon jamb edge seals, top and bottom wipers,  
**WINDOW:** Type 50, centered in each panel  
**HINGE:** Top Mounted Gravity Hinge  
**AVAILABLE OPTIONS:** Window Options, Impact / Kick Plates, Hinge & Color Options



 Chase Doors

**AIRGARD® 300**

**TRAFFIC:** Pedestrian, Push Cart, Pallet Jack, Forklift  
**APPLICATIONS:** Industrial & Commercial, Retail & Supermarket, Cooler, Freezer  
**DOOR BODY:** Constructed of layers of bonded two-ply "belting" material, two rows of flexible horizontal stays, low temp applications to -30°F, 3" center overlap, 2" balloon jamb edge seals, top and bottom wipers, Forest Green only.  
**WINDOW:** Type 50, centered in each panel  
**HINGE:** Top Mounted Gravity Hinge  
**AVAILABLE OPTIONS:** Window Options, Impact / Kick Plates, Hinge Options



 Chase Doors

**DURULITE® INDUSTRIAL**

**TRAFFIC:** Pedestrian, Push Cart, Pallet Jack, Forklift  
**APPLICATIONS:** Retail & Supermarket, Industrial & Commercial, Cooler, Freezer, Washdown  
**DOOR BODY:** 1-7/8" Overall thickness, 1/4" thick rotationally molded polyethylene skin retains properties to -40°F, leading & back edge internal reinforcement & gasket  
**WINDOW:** 1/8" polycarbonate, black frame,  
**HINGE:** V-Cam Hinge System  
**AVAILABLE OPTIONS:** 180° x 90° Hardware, Teardrop Bumpers, Impact / Kick Plates, Lower Hinge Guards, Spring Assist, Locking Devices, Window Options



 Chase Doors

**DURULITE® RETAILER**

**TRAFFIC:** Pedestrian & Push Cart  
**APPLICATIONS:** Kitchen & Restaurant, Industrial & Commercial, Cooler  
**DOOR BODY:** Panel thickness is 1-1/2", skin thickness is 1/8". Rotationally molded polyethylene outer skin retains properties to -40°F.  
**WINDOW:** Large Polycarbonate, black PVC frame.  
**HINGE:** V-Cam Hinge System  
**AVAILABLE OPTIONS:** Window options, Impact / Kick Plates, Teardrop Bumpers, Cart Guards, SlideTrac Bumpers™



 Chase Doors

**DURULITE® RETAILER R-25**

**TRAFFIC:** Pedestrian, Push Cart, Pallet Jack  
**APPLICATIONS:** Kitchen & Restaurant, Retail & Supermarket, Industrial & Commercial, Cooler & Freezer  
**DOOR BODY:** 1/8" thick high-density rotationally molded polyethylene and Non-CFC urethane foam core. Replaceable perimeter edge gasketing, full height backspine.  
**HINGE:** V-Cam Hinge System  
**AVAILABLE OPTIONS:** Window Options, Impact / Kick Plates, Teardrop Bumpers, Cart Guards, Locking Devices, 180° x 90° Hardware, SlideTrac Bumpers™



**DURULITE® RETAILER XHD**

**TRAFFIC:** Pedestrian & Push Cart  
**APPLICATIONS:** Kitchen & Restaurant, Retail & Supermarket, Cooler, Washdown  
**DOOR BODY:** 1-1/2" overall panel thickness, Non-CFC urethane foam core, rotationally molded polyethylene outer skin thickness is 1/8" and retains properties to -40°F. Replaceable perimeter edge gasketing and a 1" diameter hinge post molded into door (full length). Reinforced leading edge aluminum extrusion.  
**HINGE:** V-Cam Hinge System  
**AVAILABLE OPTIONS:** Partial Door Gasketing, Window Options, Impact / Kick Plates, Teardrop Bumpers, Locking Devices, Cart Guards, SlideTrac Bumpers™



**DURULITE® STANDARD**

**TRAFFIC:** Pedestrian, Push Cart, Pallet Jack  
**APPLICATIONS:** Kitchen & Restaurant, Retail & Supermarket, Industrial & Commercial, Cooler, Freezer, Washdown  
**DOOR BODY:** 1-7/8" overall panel thickness, 1/8" rotationally molded polyethylene outer skin thickness and retains properties to -40°F. Non-CFC urethane foam core, leading and back edge Internal reinforcement, gasketing.  
**HINGE:** V-Cam Hinge System  
**AVAILABLE OPTIONS:** Lower Hinge Guards, Window Options, Impact / Kick Plates, Teardrop Bumpers, 180° x 90° Hardware, Spring Assist, Locking Devices



**ECONOCLEAR®**

**TRAFFIC:** Pedestrian, Push Cart  
**APPLICATIONS:** Kitchen & Restaurant, Retail & Supermarket, Industrial & Commercial, Cooler, Freezer.  
**DOOR BODY:** .120" clear PVC vinyl  
**HINGE:** Top Mounted Gravity Hinge  
**AVAILABLE OPTIONS:** Low Temperature or Anti-Static PVC material, impact plates



FX-9000 shown in warehouse / industrial setting.




**FCG SERIES**

**TRAFFIC:** Pedestrian, Push Cart, Pallet Jack  
**APPLICATIONS:** Kitchen & Restaurant, Retail & Supermarket  
**DOOR BODY:** .75" sustainable, moisture resistant, composite wood core, 1.5" total door thickness, Full length stainless steel panels (both sides), Perimeter seal  
**WINDOW:** 9" x 14" clear acrylic set in black rubber molding  
**HINGE:** Eliason Easy Swing® Hinge  
**AVAILABLE OPTIONS:** Teardrop Bumpers, Jamb Guards / Push Plates, Window Options



Durulite Retailer XHD shown in retail application.



**FX-9000**

**TRAFFIC:** Pedestrian, Push Cart, Pallet Jack, Forklift  
**APPLICATIONS:** Retail & Supermarket, Industrial & Commercial, Cooler  
**DOOR BODY:** Overall panel thickness is 1-3/4", both sides of each door panel are clad with impact resistant ABS plastic, CFC-Free foam core, full perimeter gaskets.  
**WINDOW:** 14-1/2" x 22-1/2" impact resistant polycarbonate vision panel set in sealed internal rigid PVC frame  
**HINGE:** V-Cam Hinge System  
**AVAILABLE OPTIONS:** Aluminum Jamb Guard, Spring Assist, Teardrop Bumpers



**HCP-10 / HCG-10**

**TRAFFIC:** Pedestrian, Push Cart, Pallet Jack  
**APPLICATIONS:** Retail & Supermarket, Industrial & Commercial  
**DOOR BODY:** Urethane foam core with a high strength structural PVC frame, 1-1/2" total door thickness, High-impact thermoplastic exterior, 18" high teardrop Bumpers (both sides).  
**WINDOW:** 14" x 16" clear acrylic, double glazed set in black rubber molding  
**HINGE:** Eliason Easy Swing® Hinge  
**AVAILABLE OPTIONS:** 24" high scuff plate (both sides), perimeter seal



**LWP SERIES**

**TRAFFIC:** Pedestrian, Push Cart, Pallet Jack  
**APPLICATIONS:** Kitchen & Restaurant, Retail & Supermarket  
**DOOR BODY:** .063" thick tempered aluminum alloy with delta formed vertical edges, anodized aluminum finish.  
**WINDOW:** 9" x 14" clear acrylic set in black rubber molding  
**HINGE:** Eliason Easy Swing® Hinge  
**AVAILABLE OPTIONS:** Window options, 12" high stainless steel base plate (both sides), .032" decorative high-pressure laminate (both sides).



Eliason SCP-4 shown in a retail application.



**P-11 PLUS**

**TRAFFIC:** Pedestrian, Push Cart, Pallet Jack  
**APPLICATIONS:** Kitchen & Restaurant, Retail & Supermarket, Industrial & Commercial  
**DOOR BODY:** High strength polymer cell core with 1/2" PVC frame, 5/8" total door thickness, high impact thermoplastic exterior, galvanized steel powder coated satin black.  
**WINDOW:** 14" x 16" clear acrylic set in black rubber molding.  
**HINGE:** Eliason Easy Swing® Hinge  
**AVAILABLE OPTIONS:** 9" x 30" ADA-Compliant Windows



**PE-500 / PG-500**

**TRAFFIC:** Pedestrian, Push Cart, Pallet Jack  
**APPLICATIONS:** Kitchen & Restaurant, Retail & Supermarket  
**DOOR BODY:** High density polyethylene textured both sides with a stainless steel back channel, 1/2" total door thickness.  
**WINDOW:** 9" x 14" acrylic set in black rubber molding  
**HINGE:** Eliason Easy Swing® Hinge  
**AVAILABLE OPTIONS:** Window options, Jam Guards, Impact Plates, Teardrop Bumpers, Perimeter Seal



**PMP-2**

**TRAFFIC:** Pedestrian, Push Cart, Pallet Jack  
**APPLICATIONS:** Kitchen & Restaurant, Retail & Supermarket  
**DOOR BODY:** 1/4" thick ABS material reinforced with 2 pieces of 1/4" x 7" ABS along the jamb side, creating a back spline with a total thickness of 3/4" (capped with stainless steel back channel), textured surface (front side only)  
**WINDOW:** 14" x 16" clear acrylic set in black rubber molding  
**HINGE:** Eliason Easy Swing® Hinge  
**AVAILABLE OPTIONS:** ABS Impact Plates, ADA Compliant Windows, Lower Hinge Guards



**PROLINE 300 / 400**

**TRAFFIC:** Pedestrian, Push Cart, Pallet Jack, Forklift  
**APPLICATIONS:** Retail & Supermarket, Industrial & Commercial, Cooler  
**DOOR BODY:** Wood Core, 1-1/2" thick (insulated, with foam), 3/4" thick (non-insulated), steel spine reinforcement, full perimeter replaceable bulb gaskets  
**WINDOW:** Single panel 1/8" thick polycarbonate (for wood core), double pain (insulated)  
**HINGE:** V-Cam Hinge System  
**AVAILABLE OPTIONS:** Window options, Lower Hinge Guards, Impact / Kick Plates, Teardrop Bumpers, Cart Guards, Insulated / Non Insulated, Partially Gasketed Doors



**SCP / SCG SERIES**

**TRAFFIC:** Pedestrian & Push Cart  
**APPLICATIONS:** Kitchen & Restaurant, Retail & Supermarket  
**DOOR BODY:** .75" sustainable, moisture resistant, composite wood core, 1" total door thickness.  
**WINDOW:** 9" x 14" gasketed window, clear acrylic  
**HINGE:** Eliason Easy Swing® Hinge  
**AVAILABLE OPTIONS:** Window options, Impact / Kick Plates, .032" decorative high-pressure laminate (both sides), Full perimeter gasketing (specify SCG series)



**SR-9000**

**TRAFFIC:** Pedestrian, Push Cart, Pallet Jack, Forklift  
**APPLICATIONS:** Retail & Supermarket, Industrial & Commercial, Cooler, Washdown  
**DOOR BODY:** Overall panel thickness is 1-3/4", both sides of door panel clad with impact resistant ABS plastic. CFC-Free foam core and full perimeter gaskets  
**WINDOW:** 14-1/2" x 22-1/2" Impact resistant polycarbonate vision panel set in PVC frame  
**HINGE:** V-Cam Hinge System  
**AVAILABLE OPTIONS:** Aluminum Jamb Guard, Spring Assist, Teardrop Bumpers up to 42" High



**XLP 5000**

**TRAFFIC:** Pedestrian & Push Cart  
**APPLICATIONS:** Kitchen & Restaurant, Retail & Supermarket, Commercial  
**DOOR BODY:** Rotationally molded polyethylene panel with integrated bumper system molded into door skins, hollow core, anodized aluminum back spine.  
**HINGE:** Custom XLP Concealed Hinge System  
**WINDOW:** Molded-in 7" x 30" windows set in two-piece ABS frame  
**AVAILABLE OPTIONS:** Powder Coated Back Spine in Black




P11-Plus shown in a sales to stockroom application.



**LWP GATE / CAFE**

**TRAFFIC:** Pedestrian  
**APPLICATIONS:** Kitchen & Restaurant, Retail & Supermarket  
**DOOR BODY:** .063" thick tempered aluminum alloy, shown above with optional high-pressure laminate.  
**HINGE:** Eliason Easy Swing® Hinge  
**AVAILABLE OPTIONS:** Contour top, .032" decorative high-pressure laminate (both sides). Wide selected of laminates available. Laminate can be printed in almost any color pattern.



**P-11 PLUS GATE / CAFE**

**TRAFFIC:** Pedestrian & Push Cart  
**APPLICATIONS:** Kitchen & Restaurant, Retail & Supermarket  
**DOOR BODY:** .5" thick polymer cell core with .5" solid PVC frame, 5/8" total door thickness. High-Impact Thermoplastic exterior (both sides), available in multiple colors. Shown above with optional mounting post.  
**HINGE:** Eliason Easy Swing® Hinge  
**AVAILABLE OPTIONS:** Mounting Post



**PMP GATE / CAFE**

**TRAFFIC:** Pedestrian & Push Cart  
**APPLICATIONS:** Kitchen & Restaurant, Retail & Supermarket  
**DOOR BODY:** .25" thick ABS material, reinforced with 2 pieces of .25" x 7" ABS along the jamb side (creating a .75" thick back spline). Shown above with optional mounting post.  
**HINGE:** Eliason Easy Swing® Hinge  
**AVAILABLE OPTIONS:** Mounting Post



Eliason LWP Gate Door shown in retail application with gate posts.



**SCP GATE / CAFE**

**TRAFFIC:** Pedestrian & Push Cart  
**APPLICATIONS:** Kitchen & Restaurant, Retail & Supermarket  
**DOOR BODY:** .75" sustainable, moisture resistant, composite wood core, 1" total door thickness. .032" decorative high-pressure laminate (both sides)  
**EDGE TRIM:** Black plastic molding  
**HINGE:** Eliason Easy Swing® Hinge  
**AVAILABLE OPTIONS:** Contour top and bottom





 Chase Doors

**COLDGUARD SLIDING**

**TRAFFIC:** Pedestrian, Push Cart, Pallet Jack, Forklift  
**APPLICATIONS:** Retail & Supermarket, Restaurant, Food Processing, Institutional, Cold Storage, Industrial  
**DOOR BODY:** Heavy duty track system with permanently lubricated rollers, molded polymer face casings and impact resistant FRP perimeter panel framing with a CFC-Free foamed-in-place polyurethane insulation. Standard finish is 26 gauge USDA embossed white galvanized steel. Available in 4" and 6" panel thickness with an R Value of 26 and 40, respectively. Heavy duty under-panel track and a panel gasket system.  
**WINDOW:** Vision panels available in non-heated (cooler) or heated (freezer)  
**OPERATOR:** Standard 1900-RLS-M Operator, Optional 1900-RLS Operator available  
**AVAILABLE OPTIONS:** Various Cladding Options, Accessory and Hardware Options



 Chase Doors

**COLDGUARD SWINGING**

**TRAFFIC:** Pedestrian  
**APPLICATIONS:** Retail & Supermarket, Restaurant, Food Processing, Institutional, Cold Storage, Industrial  
**DOOR BODY:** Thermally neutral fiberglass reinforced pultrusion (FRP) framework with CFC-Free foamed-in-place polyurethane core. Front casings are fiberglass reinforced pultrusions (FRP) with molded polymer plastic thru-wall and mirror image casings. Positive seal magnetic gasket is standard, along with self-lubricating cam lift hinges and standard cold storage latch.  
**WINDOW:** Vision panels available in non-heated (cooler) or heated (freezer)  
**OTHER:** Meets HR-6 Energy Independence and Security Act Requirements  
**AVAILABLE OPTIONS:** Various Cladding Options, Accessory and Hardware Options, 6" Door Thickness for Extreme Cold



 Chase Doors

**COLDGUARD VERTICAL LIFT**

**TRAFFIC:** Pedestrian, Push Cart, Pallet Jack, Forklift  
**APPLICATIONS:** Retail & Supermarket, Restaurant, Food Processing, Institutional, Cold Storage, Industrial  
**DOOR BODY:** Thermally neutral fiberglass reinforced pultrusion (FRP) framework and foamed-in-place core. Standard torsion spring counterbalance system, heavy duty hardware and 3" tracks and a neoprene seal on face of casings. Track mounted neoprene rubber low temp cloth reinforced gasket located on the bottom edge of the door. Freezer doors equipped with 115 volt perimeter heat cables.  
**WINDOW:** Vision panels available in non-heated (cooler) or heated (freezer)  
**OPERATOR:** Standard Power Operator  
**AVAILABLE OPTIONS:** Various Cladding Options, Accessory and Hardware Options



 Chase Doors

**COLDGUARD GLASS SERIES**

**TRAFFIC:** Pedestrian  
**APPLICATIONS:** Retail & Supermarket, Cooler, Freezer  
**DOOR BODY:** Aluminum door frame, reversible door swing, automatic hold-open, electrical hinge pin, torque and sag adjust, magnetic door gaskets, standard 27" deep shelving.  
**OTHER:** EISA Compliant  
**AVAILABLE OPTIONS:** 2 or 3 Pane Heated / Non-Heated Glass, Energy-Free Cooler Door, French Door Frame (cooler only), Pass-Thru Door Version, Prostar LED



Chase ColdGuard Sliding Cold Storage Door shown in Freezer room application.



**FIBER-FLEX SERIES**

**TRAFFIC:** Pedestrian, Push Cart, Pallet Jack, forklift, vehicle

**APPLICATIONS:** Retail & Supermarket, School, Institutional, Industrial, Corrosive

**DOOR BODY:** Lock and Hinge Stile construction with top and bottom rails. Various door styles available, with many face sheet options.

**FACE SHEET OPTIONS:** Anodized Aluminum, Pebble Grain FRP, Hexpin FRP, Flush Wood Grain Textured FRP, Recessed Panel Style Wood Grain FRP



**FIB-R-DOR FIBERGLASS**

**TRAFFIC:** Pedestrian

**APPLICATIONS:** Retail & Supermarket, Pharmaceutical, Food Processing, Industrial, Clean Room, Corrosive

**DOOR BODY:** Molded gel coat finish with standard polypropylene honeycomb core. One piece exterior made from fiberglass matrix of pigmented resin chemically welded to door skin with CNC machined door edges.

**AVAILABLE OPTIONS:** Lite Kit Options, polyisocyanurate foam, gypsum foam, Thresholds, Door Sweeps, Door Louvers, Weatherstrips and Gaskets, Astragals, Frame Options



**FIB-R-LITE FIBERGLASS**

**TRAFFIC:** Pedestrian

**APPLICATIONS:** Retail & Supermarket, Pharmaceutical, Food Processing, Industrial, Clean Room, Corrosive

**DOOR BODY:** In-Mold 25-30 mil gel coat and muscular bi-axial glass fiber structural reinforcement layer. Phenolic Resin Impregnated Honeycomb core is standard.

**AVAILABLE OPTIONS:** Window Options, Lite Kit Options, Polypropylene Honeycomb Core, Gypsum Mineral Core, Polyisocyanurate Foam Core, Thresholds, Door Sweeps, Door Louvers, Weatherstrips and Gaskets, Astragals, Frame Options



**CONTROLSA 100SR / 110RI HIGH SPEED DOORS**

**TRAFFIC:** Pedestrian, Push Cart, Pallet Jack, forklift, vehicle

**APPLICATIONS:** Retail & Supermarket, Pharmaceutical, Food Processing, Industrial, Aviation, Car Wash (Cold Storage - Model 104SF)

**DOOR BODY:** 30 mil heavy duty, vinyl coated polyester material, added panel retention, frame guide system

**FEATURES:** PLC Controller & Frequency Inverter, Soft Bottom Edge, Electronic Safety Sensor

**ACTIVATION OPTIONS:** Push Buttons, Pull Cords, Photo Cell, Motion Detector, Radio Transmitter / Receiver

**DEGREE OF PROTECTION:** Normal Environments without condensation



**CONTROLSA 140RA EXTERIOR HIGH SPEED DOOR**

**TRAFFIC:** Pedestrian, Push Cart, Pallet Jack, forklift, vehicle


**APPLICATIONS:** Retail & Supermarket, Pharmaceutical, Food Processing, Industrial, Aviation, Car Wash

**DOOR BODY:** 30 mil heavy duty, vinyl coated polyester material, added panel retention, frame guide system

**FEATURES:** PLC Controller & Frequency Inverter, Soft Bottom Edge, Electronic Safety Sensor System

**ACTIVATION OPTIONS:** Push Buttons, Pull Cords, Photo Cell, Motion Detector, Radio Transmitter / Receiver

**DEGREE OF PROTECTION:** Locations exposed directly to exterior areas and / or with high air pressure.



**DURASHIELD ROLL-UP DOORS**

**TRAFFIC:** Pedestrian, Push Cart, Pallet Jack, forklift


**APPLICATIONS:** Retail & Supermarket, Industrial, Manufacturing

**DOOR BODY:** Constructed with your choice of Bug or Bird Screen, Solid Vinyl or Wire Mesh. Can be placed on the inside or outside of a building and can be mounted either in jamb, on the face of wall, or with standoff brackets.

**AVAILABLE OPTIONS:** Manual or Motor Operation, Sliding Doors Bug or Big Screen material, Solid Vinyl material, Wire Mesh material





 Chase Doors

**DURASPAN INDUSTRIAL CURTAINS**

**TRAFFIC:** Pedestrian, Push Cart, Pallet Jack, forklift  
**APPLICATIONS:** Retail & Supermarket, Industrial, Food Processing, Distribution  
**DOOR BODY:** 18 oz. material with a top reinforced sewn hem with stainless steel grommets available in 12", 18" or 24" increments.  
**AVAILABLE OPTIONS:** Window Options Available, Optional Track System, Various Color Options



 Chase Doors

**DURASPAN INSULATED CURTAINS**

**TRAFFIC:** Pedestrian, Push Cart, Pallet Jack, Forklift, Vehicle  
**APPLICATIONS:** Retail & Supermarket, Food Processing, Industrial, Distribution, Cold Storage  
**DOOR BODY:** 18 oz. vinyl coated polyester fabric material and an inner core of single or double ply double bubble insulation. Each wall made of 54" wide panels  
**AVAILABLE OPTIONS:** Window Options, Bottom Hem for pipe or chain, Glued Adhesive, Track and Trolley Hardware, Vertical Stiffener Pockets, Cut Out Reinforced Hand Pulls, 6" Floor Sweep



 Chase Doors

**ECONOMAX STRIP DOOR**

**TRAFFIC:** Pedestrian, Push Cart, Pallet Jack, Forklift  
**APPLICATIONS:** Retail & Supermarket, Industrial & Commercial, Cooler & Freezer  
**DOOR BODY:** Strip PVC material of choice, various bracket choices available.  
**BRACKET OPTIONS:** EconoTrack Bracket, Bi-Mount Bracket, Overhead/Roll-Up Bracket, Gate Hinge, Trolley Mount  
**MATERIAL OPTIONS:** Standard Clear PVC, Loc-Rib, Anti-Static, Safety Orange, Low Temp Material, Amberweld, Colorview

INDUSTRIAL CURTAINS & STRIP DOORS





**MICROSHIELD AIR BARRIER**

**TRAFFIC:** Pedestrian, Push Cart, Pallet Jack, Forklift  
**APPLICATIONS:** Retail & Supermarket, Restaurant, Food Processing, Institutional  
**CONSTRUCTION:** Compact, low-profile, available in 3,4 and 6 Feet lengths. Standard 110v plug-in units with 2 speed settings. Standard model includes remote and magnetic reed switch for Automatic Activation.  
**OTHER:** CSA Listed in Canada and UL Listed in US and Canada.  
**AVAILABLE OPTIONS:** Color Options Available



Enershield Air Barrier shown in a warehouse / industrial application, vertical mount.

AIR BARRIERS

1



### TRAFFIC DOORS

#### Common Applications:

Sales to Back Room,  
Break Room, Offices


2



### COLD STORAGE DOORS

#### Common Applications:

Reach-In Coolers & Freezers,  
Beer Caves, Drink Coolers



3



**AIR BARRIERS**

**Common Applications:**

Front Entrance, Loading Docks, Entry / Exit

4



**HMF EXPRESS DOORS**

**Common Applications:**

Restrooms, Break Rooms, Entry / Exit, Exterior Fire Doors, Fire Corridor, Electrical Room



5



**ROLL-UP DOORS**

**Common Applications:**

Sales to Back Room, Loading Docks, Secondary Entry / Exit

6



**STRIP DOORS**

**Common Applications:**

Stock Room, Back Area, Offices

7



**VIEWPORTS**

**Common Applications:**

Offices, Corridor, Entry / Exit



ColdGuard Glass Viewports shown in Office Application.



 Chase Doors

**COLDGUARD GLASS VIEWPORTS**

**APPLICATIONS:** Cold Storage, Retail & Restaurant, Food Prep, Beer Caves

**CONSTRUCTION:** Allows for fit on 4" - 6" panel depth and is completely sealed for durability.

**OTHER:** Can be made to match current glass doors

**AVAILABLE OPTIONS:** Sizes Options, Finish Options

**OTHER INDUSTRIES SERVED:**



**RETAIL**



**KITCHEN**



**RESTAURANT**



**INDUSTRIAL**



**COMMERCIAL**



**SUPERMARKET**

In our continuing effort to improve, some specifications or descriptions may change. We reserve the right to make changes without notice or recourse.

**w.w.Cannon, Inc.**

**Design. Layout. Build. Install.**

1-800-442-3061  
www.wwcannon.com



| 800.543.4455

SENRETAIL-BR-0523