



# PERSONALIZATION

---



## DISTINCTIVE FEATURES

- Be proud of your brand and show off your colors!
- Display your logo, employee names or a slogan
- Highly durable printing process for an immaculate finish
- Existing panels can be replaced with new personalized panels
- Easy to clean

STAND OUT FROM THE COMPETITION!



# PERSONALIZATION

## IDEAL FOR A RANGE OF ENVIRONMENTS

### SERVICE COUNTERS



Projecting the right image for your business is crucial. A smart and professional image can make all the difference with your customers. That's why Rousseau offers a personalization service for painted or stainless steel panels installed on GT workstations, service advisor desks and corner service counters.

### SMALL DETAILS THAT MAKE A BIG IMPACT!

Panels can be personalized with a logo, an employee's name or even a slogan. Personalization is performed using digital printing with UV ink. This tried and tested process ensures an exceptional finish for maximum visual impact.

Your customers will be impressed, and your staff will be proud to work in an environment that reflects their professionalism.

Be proud of your brand and show off your colors!

### TECHNICIAN WORKCENTERS



### RECEPTION DESK / SERVICE ADVISOR DESK



**PAINTED OR STAINLESS  
STEEL PANELS**

Both painted and stainless steel panels  
can be personalized

**ENDLESS COLOR  
POSSIBILITIES**

With digital printing you have  
millions of colors to choose from

**REPLACE EXISTING  
PANELS**

Contact us for more details

**EASY TO CLEAN**

**Painted:** all-purpose cleaner  
**Stainless steel:** special stainless steel cleaner


**CENTERED VISUAL  
ELEMENTS**

For maximum impact, the design is always  
centered (vertically and horizontally). For  
high-quality, professional results, we need  
logos in vector format (ai, eps or PDF file).  
See overleaf for more details.



**MIRROR-FINISH  
STAINLESS STEEL**

- Apply a mirror finish to  
simulate a chrome effect
- You can also print on this  
chrome effect



**DIFFERENT SIZES**

The size of the design varies based  
on the dimensions of the product

**DID YOU KNOW?**

Printing with endless color possibilities is available on our  
painted panels. These panels are available in 20 standard colors.



Classic Blue	Avalanche Blue	Everest Blue	Midnight Blue	Glossy Sapphire Blue	Glossy EverGreen	Glossy Yellow	Sienna Orange	Flame Red	Glossy Carmine Red	Glossy Cranberry Red	White	Beige	Frost White	Light Gray	Modern Gray	Charcoal Gray	Glossy Black	Black	Glossy Carbon Black
052	055	051	057	560	1025	208	085	081	806	815	616	041	061	071	745	072	902	091	741


## FILE FORMAT REQUIRED

There are two types of image formats: raster formats (JPEG, GIF, PNG, etc.) and vector formats (AI, EPS).

**To create a printed panel, we need to receive a file in vector format from you.**

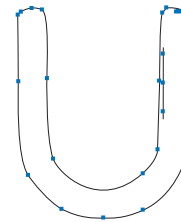
### WHAT IS A VECTOR FILE?

A vector file is a file format containing geometric shapes based on mathematic equations. Unlike a raster image, vector images can be resized to any size while retaining perfect image quality and never becoming pixelated. The best-known software that creates vector images is Adobe Illustrator.

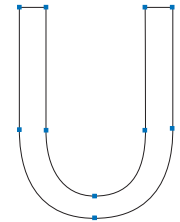


Note that pasting a raster image into an Adobe Illustrator file will not magically convert the image to a vector format. Furthermore, the Adobe Illustrator tool to vectorize a raster image is unfortunately not yet mature enough and will usually distort logos and typography. We therefore strongly discourage you from using this tool.

For more information, contact our representative:



Vectorized letter from a raster image



Vectorized letter directly from an Adobe Illustrator font

### WHERE CAN I GET MY LOGO IN VECTOR FORMAT?

The graphic design company who produced your logo should have a version of your logo in vector format. Most companies will give it to you after it is designed, as it will be used to produce signs, business cards, advertisements, and many print and web products.

If you can't obtain this file for any reason and you only have a raster image of your logo, we strongly suggest you find a graphic designer who can recreate your logo with appropriate professional software. Note that it is also important that the fonts are converted into shapes, because there are thousands of fonts and we can't obtain all of them, unfortunately.

Serving you well is our top priority. Please don't hesitate to contact us for more information or if you want us to check your logo.

