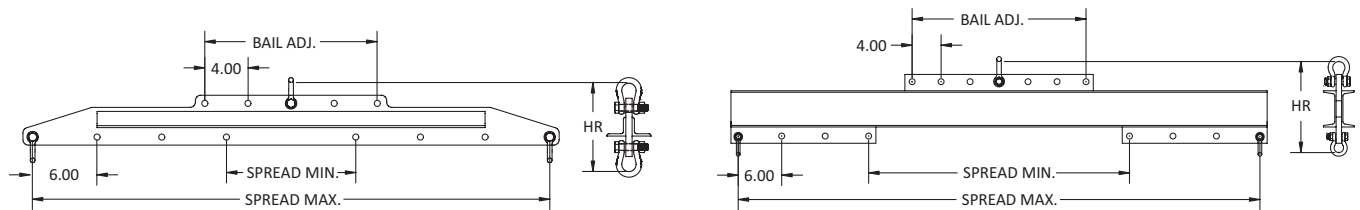
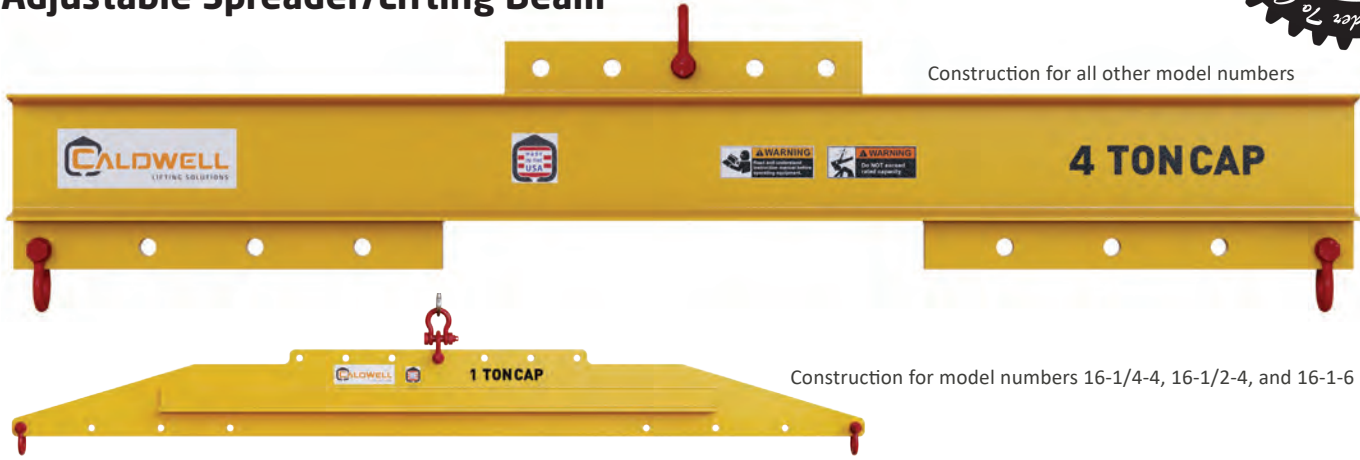




Model 16

Adjustable Spreader/Lifting Beam



Model 16 Adjustable Spreader/Lifting Beam provides versatility and power. This best-selling workhorse gives crane operators and riggers options with adjustable lifting points for dozens of load scenarios.

Product Features:

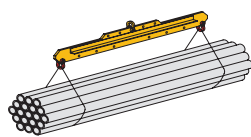
- Adjustable lifting points
- Handles both wide and unbalanced loads
- Low-headroom capability
- Shackles included
- Add chain top rigging for additional stability
- Optional swivel hooks available
- Optional chain top rigging available
- Complies with ASME standards

Model Number	Rated Capacity (tons)	Spread (in.)		Bail Adjustment (in.)	HR Headroom (in.)	Bolt Type Anchor Shackle (tons)		Weight (lbs.)
		Max.	Min.			Top	Bottom	
IN STOCK 16-1/4-4	1/4	48	12	16	7.13	1.5	1.5	40
IN STOCK 16-1/2-4	1/2	48	12	16	7.13	1.5	1.5	40
IN STOCK 16-1/2-6	1/2	72	36	24	10	1.5	1.5	100
16-1/2-8	1/2	96	48	32	10	1.5	1.5	135
16-1/2-10	1/2	120	60	40	10	1.5	1.5	145
IN STOCK 16-1-6	1	72	36	24	10	1.5	1.5	100
16-1-8	1	96	48	32	11	1.5	1.5	140
16-1-10	1	120	60	40	11	1.5	1.5	175
IN STOCK 16-2-6	2	72	36	24	12	3.25	2	130
16-2-8	2	96	48	32	13.50	3.25	2	200
16-2-10	2	120	60	40	14.50	3.25	2	280
IN STOCK 16-4-8	4	96	48	32	16.75	4.75	4.75	290
16-4-10	4	120	60	40	18.75	4.75	4.75	420
16-4-12	4	144	72	48	18.75	4.75	4.75	500
16-5-8	5	96	48	32	18.75	6.5	4.75	320
IN STOCK 16-5-10	5	120	60	40	20.25	6.5	4.75	465
16-5-12	5	144	72	48	20.25	6.5	4.75	550
IN STOCK 16-7-12	7	144	72	48	23.75	8.5	6.5	790

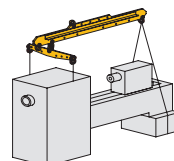
Product Options:

- OPTION S – Pair of swivel hooks
 - OPTION C – Chain top rigging
 - OPTION B1 – One cross beam*
 - OPTION B2 – Two cross beams*
- * Specify spreads

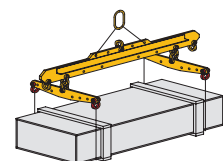
PRODUCT OPERATION



Standard 2-Point Lift



Custom 3-Point Lift



Custom 4-Point Lift